
Section 1: DEF 14A (DEF 14A)

[Table of Contents](#)

**UNITED STATES
SECURITIES AND EXCHANGE COMMISSION
Washington, D.C. 20549**

SCHEDULE 14A

Proxy Statement Pursuant to Section 14(a) of
the Securities Exchange Act of 1934
(Amendment No.)

Filed by the Registrant

Filed by a party other than the Registrant

Check the appropriate box:

- Preliminary Proxy Statement
- Confidential, for Use of the Commission Only (as permitted by Rule 14a-6(e)(2))
- Definitive Proxy Statement
- Definitive Additional Materials
- Soliciting Material under §240.14a-12

PACIFIC PREMIER BANCORP, INC.

(Name of Registrant as Specified in Its Charter)

Not Applicable

(Name of Person(s) Filing Proxy Statement, if other than the Registrant)

Payment of Filing Fee (Check the appropriate box):

- No fee required.
- Fee computed on table below per Exchange Act Rules 14a-6(i)(1) and 0-11.

1. Title of each class of securities to which transaction applies:

2. Aggregate number of securities to which transaction applies:

3. Per unit price or other underlying value of transaction computed pursuant to Exchange Act Rule 0-11 (set forth the amount on which the filing fee is calculated and state how it was determined):

4. The filing fee was determined based on _____
Proposed maximum aggregate value of transaction:

5. Total fee paid:

- Fee paid previously with preliminary materials.
- Check box if any part of the fee is offset as provided by Exchange Act Rule 0-11(a)(2) and identify the filing for which the offsetting fee was paid previously. Identify the previous filing by registration statement number, or the Form or Schedule and the date of its filing.
 - 1. Amount Previously Paid:

2. Form, Schedule or Registration Statement No.:

3. Filing Party:

4. Date Filed:



PACIFIC PREMIER
BANCORP, INC.

17901 Von Karman Avenue, Suite 1200
Irvine, California 92614
949-864-8000
April 9, 2019

Fellow Stockholders:

On behalf of the Board of Directors and management of Pacific Premier Bancorp, Inc. (the "Company"), you are cordially invited to attend the 2019 Annual Meeting of Stockholders of the Company ("Annual Meeting"). The Annual Meeting will be held on Monday, May 20, 2019, at 9:00 a.m., Pacific Time, at the Company's corporate headquarters located at 17901 Von Karman Avenue, Suite 1200, Irvine, California 92614.

The attached Notice of the Annual Meeting ("Notice") and Proxy Statement describe in greater detail all of the formal business that will be transacted at the Annual Meeting. Directors and officers of the Company will be present at the Annual Meeting to respond to any questions that you may have regarding the business to be transacted.

The Company's Board of Directors has determined that each of the proposals that will be presented to the stockholders for their consideration at the Annual Meeting are in the best interests of the Company and its stockholders, and unanimously recommends and urges you to vote "FOR" each director nominee, "FOR" the approval, on a non-binding advisory basis, of the compensation of the Company's named executive officers, and "FOR" ratification of Crowe LLP as the Company's independent auditor for the fiscal year ending December 31, 2019. If any other business is properly presented at the Annual Meeting, the proxies will be voted in accordance with the recommendations of the Company's Board of Directors.

We are distributing our proxy materials to stockholders via the Internet under the "Notice and Access" rules of the U.S. Securities and Exchange Commission. We believe this expedites stockholders' receipt of proxy materials, lowers the annual meeting costs and conserves natural resources. As a result, we are mailing to many stockholders a Notice of Internet Availability of Proxy Materials ("Notice of Internet Availability"), rather than a paper copy of the Proxy Statement and our Annual Report on Form 10-K for the fiscal year ended December 31, 2018. The Notice of Internet Availability contains instructions on how to access the proxy materials online, vote online and obtain, if desired, a paper copy of our proxy materials. The Notice of Internet Availability is not a proxy card and cannot be used to vote your shares. You will not receive paper copies of the proxy materials unless you request the materials by following the instructions on the Notice of Internet Availability or on the website referred to on the Notice.

Your vote is very important. We encourage you to attend the Annual Meeting in person if it is convenient for you to do so. If you are unable to attend, we encourage you to vote via the Internet, telephone or sign and return your proxy card prior to the meeting, so that your shares of common stock will be represented and voted at the Annual Meeting even if you cannot attend.

On behalf of the Board of Directors and all of the employees of the Company, we thank you for your continued support.

Best Regards,

A handwritten signature in black ink, appearing to read 'Steven R. Gardner'.

Steven R. Gardner
Chairman, President and Chief Executive Officer

**Important Notice Regarding the Availability of Proxy Materials for the
2019 Annual Meeting of Stockholders to be Held on May 20, 2019:**

Our Proxy Statement, form of Proxy, the 2018 Annual Report, and our Annual Report on Form 10-K for the year ended December 31, 2018, are available on the Internet at www.proxyvote.com and from our corporate website at www.ppbi.com under the “Investors” section. Information on this website, other than the Proxy Statement, is not a part of the enclosed Proxy Statement.

If you would like to vote in person at the Annual Meeting and would like to obtain directions to the Annual Meeting, please contact Investor Relations, Pacific Premier Bancorp, Inc., 17901 Von Karman Avenue, Suite 1200, Irvine, California 92614 at (949) 864-8000. All persons attending the Annual Meeting must present photo identification.

PACIFIC PREMIER BANCORP, INC.

**17901 Von Karman Avenue, Suite 1200
Irvine, California 92614
949-864-8000**

**NOTICE OF 2019 ANNUAL MEETING OF STOCKHOLDERS
To Be Held May 20, 2019**

NOTICE IS HEREBY GIVEN that the 2019 Annual Meeting of the Stockholders (“Annual Meeting”) of Pacific Premier Bancorp, Inc. (the “Company”) will be held on Monday, May 20, 2019 at 9:00 a.m., Pacific Time, at the Company’s corporate headquarters located at 17901 Von Karman Avenue, Suite 1200, Irvine, California, to consider and act upon the following matters:

1. To elect nine (9) directors, each for a one-year term, or until their successors are elected and qualified;
2. To approve, on a non-binding advisory basis, the compensation of the Company’s named executive officers;
3. To ratify the appointment of Crowe LLP as the Company’s independent auditor for the fiscal year ending December 31, 2019;
4. To transact such other matters as may properly come before the meeting and at any postponement or adjournment thereof. Management is not aware of any other such business.

The Board of Directors has fixed March 26, 2019 as the record date for determination of stockholders entitled to receive notice of and to vote at the Annual Meeting and any postponement or adjournment thereof. Only those stockholders of record as of the close of business on that date will be entitled to vote at the Annual Meeting or at any such adjournment.

By Order of the Board of Directors,



Steve Arnold

Senior Executive Vice President, General Counsel and Corporate Secretary
Irvine, California

April 9, 2019

IMPORTANT: Whether or not you expect to attend the Annual Meeting, we urge you to vote your proxy at your earliest convenience via the Internet, by telephone or proxy card. This will ensure the presence of a quorum at the Annual Meeting and will save the Company the expense of additional solicitation. Submitting your proxy will not prevent you from voting your shares in person at the Annual Meeting if you desire to do so. Your proxy is revocable at your option in the manner described in the Proxy Statement. The Proxy Statement, form of Proxy, the 2018 Annual Report, and our Annual Report on Form 10-K for the year ended December 31, 2018, are available on the Internet at www.proxyvote.com and from our corporate website at www.ppbi.com under the “Investors” section.

Table of Contents

<u>GENERAL INFORMATION</u>	<u>1</u>
<u>Questions and Answers about these Proxy Materials and the Annual Meeting</u>	<u>1</u>
<u>ITEM 1. ELECTION OF DIRECTORS</u>	<u>6</u>
<u>Board Nominees</u>	<u>6</u>
<u>Nominated Directors</u>	<u>7</u>
<u>Executive Officers Who Are Not Serving As Directors</u>	<u>9</u>
<u>Corporate Governance</u>	<u>11</u>
<u>Principal Holders of Common Stock</u>	<u>19</u>
<u>Security Ownership of Directors and Executive Officers</u>	<u>20</u>
<u>Compensation of Non-Employee Directors</u>	<u>21</u>
<u>Executive Compensation Discussion & Analysis</u>	<u>25</u>
<u>Related Transactions and Other Matters</u>	<u>50</u>
<u>ITEM 2. TO APPROVE, ON A NON-BINDING ADVISORY BASIS, THE COMPENSATION OF THE COMPANY'S NAMED EXECUTIVE OFFICERS</u>	<u>51</u>
<u>ITEM 3. TO RATIFY THE APPOINTMENT OF CROWE LLP AS THE COMPANY'S INDEPENDENT AUDITOR FOR THE FISCAL YEAR ENDING DECEMBER 31, 2019</u>	<u>52</u>
<u>Fees</u>	<u>53</u>
<u>Audit Committee Pre-Approval Policies and Procedures</u>	<u>53</u>
<u>REPORT OF THE AUDIT COMMITTEE</u>	<u>54</u>
<u>ANNUAL REPORT</u>	<u>55</u>
<u>HOUSEHOLDING</u>	<u>55</u>
<u>STOCKHOLDER PROPOSALS FOR THE 2020 ANNUAL MEETING</u>	<u>56</u>
<u>OTHER MATTERS</u>	<u>57</u>

PACIFIC PREMIER BANCORP, INC.

17901 Von Karman Avenue, Suite 1200
Irvine, California 92614

PROXY STATEMENT

GENERAL INFORMATION

For the 2019 Annual Meeting of Stockholders
To Be Held on Monday, May 20, 2019

Our Board of Directors is soliciting proxies to be voted at our 2019 Annual Meeting of Stockholders (“Annual Meeting”) on May 20, 2019, at 9:00 a.m., Pacific Time, to be held at our corporate headquarters located at 17901 Von Karman Avenue, Suite 1200, Irvine, California 92614, for the purposes set forth in the Proxy Statement.

As used in this Proxy Statement, the terms “Company,” “we,” “us” and “our” refer to Pacific Premier Bancorp, Inc., the term “Bank” refers to Pacific Premier Bank and the terms “Board of Directors” and “Board” refers to the Board of Directors of the Company or the Bank, as the case may be.

Questions and Answers about these Proxy Materials and the Annual Meeting

Question: *What is the Notice of Internet Availability of Proxy Materials that I received in the mail and why am I receiving it?*

Answer: In accordance with rules adopted by the Securities and Exchange Commission (the “SEC”), except for stockholders who have requested otherwise, we have generally mailed to our shareholders a Notice of Internet Availability of Proxy Materials (the “Notice of Internet Availability”). The Notice of Internet Availability provides instructions either for accessing our proxy materials, including this Proxy Statement and the 2018 Annual Report, which includes our annual report on Form 10-K for the year ended December 31, 2018 (the “2018 Annual Report”), at the website address referred to in the Notice of Internet Availability, or for requesting printed copies of the proxy materials by mail or electronically by e-mail. If you would like to receive a paper or e-mail copy of our proxy materials either for this 2019 Annual Meeting or for all future meetings, you should follow the instructions for requesting such materials included in the Notice of Internet Availability we mailed to you.

Our Board provided the Notice of Internet Availability and is making the proxy materials available to you in connection with our 2019 Annual Meeting, which will take place on May 20, 2019. As a stockholder of record as of March 26, 2019 (the “Record Date”), you are invited to attend the 2019 Annual Meeting and are entitled to, and requested to, vote on the proposals described in this Proxy Statement.

Question: *What information is contained in the Proxy Statement?*

Answer: This information relates to the proposals to be voted on at the Annual Meeting, the voting process, compensation of our directors and most highly paid executives, and certain other required information.

Question: *How can I access the Company’s proxy materials and annual report electronically?*

Answer: The Proxy Statement, form of proxy and annual report are available at www.proxyvote.com and from our corporate website at www.ppbi.com using the “Investors” section. To view this material, you must have available the 16-digit control number located on the proxy card or, if shares are held in the name of a broker, bank or other nominee, the voting instruction form.

Question: *Who is soliciting my vote pursuant to this Proxy Statement?*

Answer: Our Board of Directors is soliciting your vote at the Annual Meeting.

Question: *Who is entitled to vote?*

Answer: Only stockholders of record at the close of business on the Record Date will be entitled to vote at the Annual Meeting.

Question: *How many shares are eligible to be voted?*

Answer: As of the Record Date, we had 62,773,299 shares of common stock outstanding. Each outstanding share of our common stock will entitle its holder to one vote on each of the nine (9) director nominees to be elected and one vote on each other matter to be voted on at the Annual Meeting.

Question: *What am I voting on?*

Answer: You are voting on the following matters:

- The election of nine (9) director nominees. Our director nominees are John J. Carona, Ayad A. Fargo, Steven R. Gardner, Joseph L. Garrett, Jeff C. Jones, M. Christian Mitchell, Michael J. Morris, Zareh H. Sarrafian, and Cora M. Tellez;
- The approval, on a non-binding advisory basis, of the compensation of the Company's named executive officers; and
- The ratification of the appointment of Crowe LLP as the Company's independent auditor for the fiscal year ending December 31, 2019.

Question: *How does our Board of Directors recommend that I vote?*

Answer: Our Board recommends that stockholders vote their shares as follows:

- “FOR” each director nominee;
- “FOR” the approval, on a non-binding advisory basis, of the compensation of the Company's named executive officers; and
- “FOR” the ratification of the appointment of Crowe LLP as the Company's independent auditor for the fiscal year ending December 31, 2019.

Question: *How many votes are required to hold the Annual Meeting and what are the voting procedures?*

Answer: Quorum Requirement: As of the Record Date, 62,773,299 shares of the Company's common stock were issued and outstanding. A majority of the outstanding shares entitled to vote at the Annual Meeting, present or represented by proxy, constitutes a quorum for the purpose of adopting proposals at the Annual Meeting. If you submit a properly executed proxy, then you will be considered part of the quorum.

Required Votes: Each outstanding share of our common stock is entitled to one vote on each proposal at the Annual Meeting.

If there is a quorum at the Annual Meeting, the matters to be voted upon by the stockholders require the following votes for such matter to be approved:

- ***Election of Directors.*** Because the election of directors to occur at the Annual meeting is not contested, the vote required for the election of each of the nine (9) director nominees by the stockholders is the affirmative vote of a majority of the votes cast in favor of or against the election of such director nominee. There is no cumulative voting for our directors. If you indicate “ABSTAIN” for a particular nominee on your proxy card, your vote will not count either “FOR” or “AGAINST” the nominee. Abstentions are not counted in the election of directors and do not affect the outcome.
- ***Advisory Vote on Approval of Named Executive Officer Compensation.*** The affirmative vote of the holders of at least of a majority of the shares for which votes are cast on the proposal at the Annual Meeting is required to approve, on a non-binding advisory basis, the compensation of the Company's named executive officers. Abstentions will will not be counted as votes cast and, therefore, will not affect the outcome.
- ***Ratification of Independent Auditors.*** The affirmative vote of the holders of at least the majority of the shares for which votes are cast on the proposal at the Annual Meeting is required for ratification of the appointment of Crowe LLP as our independent auditor for the fiscal year ending December 31, 2019. Abstentions will not be counted as votes cast and, therefore, will not affect the outcome.

[Table of Contents](#)

If a broker indicates on its proxy that it submits to the Company that it does not have authority to vote certain shares held in “street name,” the shares not voted are referred to as “broker non-votes.” Broker non-votes occur when brokers do not have discretionary voting authority to vote certain shares held in “street name” on particular proposals under the rules of the New York Stock Exchange, and the “beneficial owner” of those shares has not instructed the broker how to vote on those proposals. If you are a beneficial owner and you do not provide instructions to your broker, bank or other nominee, your broker, bank or other nominee is permitted to vote your shares for or against “routine” matters such as Item 3, the ratification of the appointment of our independent registered public accounting firm. Brokers are not permitted to exercise discretionary voting authority to vote your shares for or against “non-routine” matters. All of the matters on which stockholders will be asked to vote on at the Annual Meeting, with the exception of Item 3, the ratification of the appointment of our independent registered public accounting firm, are “non-routine” matters.

Shares represented by proxies that are marked vote “abstain” with respect to the election of any nominee for director will not be considered in determining whether such nominee has received the affirmative vote of a majority of the votes cast in favor of or against the election of such director nominees.

Question: *How may I cast my vote?*

Answer: If you are the stockholder of record, you may vote by one of the following four methods (as instructed on the Notice of Internet Availability):

- in person at the Annual Meeting;
- via the Internet;
- by telephone; or
- by mail.

If you would like to vote in person at the Annual Meeting and would like to obtain directions to the Annual Meeting, please contact Investor Relations, Pacific Premier Bancorp, Inc., 17901 Von Karman Avenue, Suite 1200, Irvine, California 92614 at (949) 864-8000.

If you elect to vote by mail and you requested and received a printed set of the proxy materials, you may mark, sign, date and mail the proxy card enclosed with the proxy materials you received.

Whichever method of voting you use, the proxies identified on the proxy card will vote the shares of which you are the stockholder of record in accordance with your instructions. If you submit a proxy card properly voted and returned through available channels without giving specific voting instructions, the proxies will vote the shares as recommended by our Board of Directors.

If you own your shares in “street name,” that is, through a brokerage account or in another nominee form, you must provide instructions to the broker or nominee as to how your shares should be voted. Your broker or nominee will usually provide you with the appropriate instruction forms at the time you receive this Proxy Statement and our annual report. If you own your shares in this manner, you cannot vote in person at the Annual Meeting unless you receive a proxy to do so from the broker or the nominee, and you bring the proxy to our Annual Meeting.

Question: *How may I cast my vote over the Internet or by telephone?*

Answer: Voting over the Internet: If you are a stockholder of record, you may use the Internet to transmit your vote up until 11:59 P.M., Eastern Time, May 19, 2019 by following the instructions provided either in the Notice of Internet Availability or on the proxy card or voting instruction form you received if you requested and received a printed set of the proxy materials.

Voting by Telephone: If you are a stockholder of record, you may call 1-800-690-6903 and use any touch-tone telephone to transmit your vote up until 11:59 P.M., Eastern Time, May 19, 2019 by following the instructions provided either in the Notice of Internet Availability or on the proxy card or voting instruction form you received if you requested and received a printed set of the proxy materials.

If you hold your shares in “street name,” that is through a broker, bank or other nominee, that institution will instruct you as to how your shares may be voted by proxy, including whether telephone or Internet voting options are available.

Question: *How may a stockholder nominate someone at the Annual Meeting to be a director or bring any other business before the Annual Meeting?*

Answer: The Company’s Amended and Restated Bylaws (the “Bylaws”) require advance notice to the Company if a stockholder intends to attend an annual meeting of stockholders in person and to nominate someone for election as a director or to bring other business before the meeting. Such a notice may be made only by a stockholder of record within the time period established in the Bylaws and described in each year’s Proxy Statement. See “Stockholder Proposals for the 2020 Annual Meeting” beginning on page 56.

Question: *How may I revoke or change my vote?*

Answer: If you are the record owner of your shares, and you completed and submitted a proxy card, you may revoke your proxy at any time before it is voted at the Annual Meeting by:

- submitting a new proxy card with a later date,
- delivering written notice to our Secretary on or before May 20, 2019, stating that you are revoking your proxy,
- attending the Annual Meeting and voting your shares in person, or
- if you are a record owner of your shares and you submitted your proxy by telephone or via the Internet, you may change your vote or revoke your proxy with a later telephone or Internet proxy, as the case may be.

Please note that attendance at the Annual Meeting will not, in itself, constitute revocation of your proxy.

If you own your shares in “street name,” you may later revoke your voting instructions by informing the bank, broker or other holder of record in accordance with that entity’s procedures.

Question: *Who is paying for the costs of this proxy solicitation?*

Answer: The Company will bear the cost of the solicitation of proxies. Officers and regular employees of the Company may, without being additionally compensated, solicit proxies personally and by mail, telephone, facsimile or electronic communication. We have retained DF King & Co., Inc. to assist in the solicitation at a cost of approximately \$10,500, plus payment of reasonable out-of-pocket expenses incurred by DF King & Co., Inc.

Question: *Who will count the votes?*

Answer: Broadridge will receive and tabulate the ballots and voting instruction forms.

Question: *How can I obtain the Company’s Corporate Governance information?*

Answer: Our Corporate Governance information is available from our website at www.ppbi.com under the “Investors” section. Our stockholders may also obtain written copies at no cost by writing to us at 17901 Von Karman Avenue, Suite 1200, Irvine, California 92614, Attention: Investor Relations Department, or by calling (949) 864-8000.

Question: *How do I request electronic or printed copies of this and future proxy materials?*

Answer: You may request and consent to delivery of electronic or printed copies of this and future proxy statements, annual reports and other stockholder communications by

- visiting www.proxyvote.com,
- calling 1-800-690-6903, or
- sending an email to sendmaterial@proxyvote.com.

When requesting copies of proxy materials and other stockholder communications, you should have available the 16-digit control number located on the proxy card or, if shares are held in the name of a broker, bank or other nominee, the voting instruction form.

ITEM 1. ELECTION OF DIRECTORS

Board Nominees

Our Board of Directors has nominated each of the following persons for election as a director. Under our Bylaws, directors are elected by the stockholders each year at the annual meeting of stockholders and shall hold office until the next annual meeting or until their successors are elected and qualified. Each nominee is currently a director of the Company and each has indicated that he or she is willing and able to continue to serve as a director. We have provided biographical and other information on each of the nominees beginning on page 7 of this Proxy Statement.

John J. Carona
Ayad A. Fargo
Steven R. Gardner
Joseph L. Garrett
Jeff C. Jones

M. Christian Mitchell
Michael J. Morris
Zareh H. Sarrafian
Cora M. Tellez

Vote Required

Because the election of directors to occur at the Annual Meeting is not contested, the vote required for the election of each of the nine (9) director nominees by the stockholders is the affirmative vote of a majority of the votes cast in favor of or against the election of such director nominee. If the election of directors were a contested election, which it is not, director nominees would be elected by a plurality of the votes cast at a meeting of stockholders by the holders of shares entitled to vote in the election. There is no cumulative voting for our directors. If you indicate “abstain” for a particular nominee on your proxy card, your vote will not be considered in determining whether a nominee has received the affirmative vote of a majority of the votes cast in an uncontested election or a plurality of the votes cast in a contested election. The election of directors is considered a “non-routine” item upon which brokerage firms may not vote in their discretion on behalf of their clients if such clients have not furnished voting instructions. Therefore, broker “non-votes” will not be considered in determining whether a nominee has received the affirmative vote of a majority of the shares in an uncontested election or a plurality of the shares in a contested election.

If any nominee becomes unable or unwilling to serve, which is not anticipated, your proxy may be voted for the election of such other person as shall be designated by the Governance Committee (the “Governance Committee”) of our Board of Directors. Proxies granted may not be voted for a greater number of nominees than the nine (9) named above. Unless instructions to the contrary are specified in a proxy properly voted and returned through available channels, the proxies will be voted **FOR** each of the nominees listed above.

Recommendation of the Board of Directors

**THE BOARD OF DIRECTORS UNANIMOUSLY RECOMMENDS THAT STOCKHOLDERS
VOTE “FOR” EACH OF THE DIRECTOR NOMINEES.**

Nominated Directors

Below is information regarding each of our director nominees, each of whom has been nominated for re-election at the Annual Meeting.

John J. Carona, 63, was appointed to serve as a member of the Board of Directors of the Company and the Bank in March 2013, in connection with the Company's acquisition of First Associations Bank ("FAB"). Mr. Carona served as a director of FAB since its inception in 2007. Mr. Carona is the President and Chief Executive Officer of Associations, Inc. ("Associa"), a Texas corporation that specializes in providing management and related services for homeowners associations ("HOAs") located across the United States. Mr. Carona was a six term Senator in the State of Texas from 1990 to 2014, where he represented District 16 in Dallas County. Previously, Mr. Carona was elected to three terms in the Texas House of Representatives. Mr. Carona served as Chairman of the Senate Business and Commerce Committee, Joint Chairman of the Legislative Oversight Board on Windstorm Insurance and as Co-Chairman of the Joint Interim Committee to Study Seacoast Territory Insurance. He also served as a member of the Senate Select Committee on Redistricting and the Senate Criminal Justice, Education and Jurisprudence committees. Previously, he served as Chairman of the Senate Transportation and Homeland Security Committee. Mr. Carona received his B.B.A. degree from the University of Texas at Austin in 1978.

Ayad A. Fargo, 58, was appointed to serve as a member of the Board of Directors of the Company and the Bank in January 2016, in connection with the Company's acquisition of Security California Bancorp ("SCAF") and its banking subsidiary Security Bank of California ("SBC"). Mr. Fargo has served as the President of Biscomerica Corporation, a food manufacturing company based in Rialto, California, since 1984. Prior to joining the Board and the Bank Board, Mr. Fargo served as a director of SCAF and SCB since 2005. Mr. Fargo received his B.S. from Walla Walla University.

Steven R. Gardner, 58, has been President, CEO and a director of the Company since 2000. Mr. Gardner has been the CEO and a director of the Bank since 2000, and also served as the Bank's President from 2000 until 2016. Mr. Gardner became Chairman of the Board of the Company and the Bank in May 2016. Mr. Gardner has more than 30 years of experience as a commercial banking executive. He has extensive knowledge of all facets of financial institution management. Having completed 10 acquisitions of whole banks, specialty finance lines of business and FDIC failed banks, Mr. Gardner has significant experience in all areas of mergers and acquisitions as well as capital market transactions.

Prior to joining the Company, Mr. Gardner was an executive officer of Hawthorne Financial Corporation since 1997, responsible for all credit administration and portfolio management. Prior to Hawthorn, Mr. Gardner served in senior management positions at both commercial banks and thrift institutions. Mr. Gardner has served in various high-level roles in trade associations and organizations that serve the banking industry, including as a member of the Board of Directors of the Federal Reserve Bank of San Francisco since January 2013. Mr. Gardner formerly served on the Board of Directors of the Federal Home Loan Bank of San Francisco, and was the Chairman of the Finance Committee of the Federal Home Loan Bank of San Francisco. Mr. Gardner previously served as the Vice Chairman of the Federal Reserve Bank of San Francisco's Community Depository Institutions Advisory Council, as a director and a member of the Executive Committee of the Independent Community Bankers of America ("ICBA"), and as a director of ICBA Holding Company and ICBA Securities, a registered broker-dealer. Mr. Gardner holds a B.A. from California State University, Fullerton and attended graduate school at California State University, Long Beach.

Joseph L. Garrett, 70, has served as a member of the Board of Directors of the Company and the Bank since 2012. Mr. Garrett was the President, Chief Executive Officer, a member and chairman of the Board of Directors for both American Liberty Bank and Sequoia National Bank. He also served as a member of the Board of Directors for Hamilton Savings Bank. Since 2003, Mr. Garrett has been a principal at Garrett, McAuley & Co., which provides mortgage banking advisory services to commercial banks, thrifts, and mortgage banking companies. He served on the California State Controller's Advisory Commission on Public Employee Retirement Systems and currently serves on the National Advisory Council for the Institute of Governmental Studies at the University of California (Berkeley). Mr. Garrett received his A.B. and M.B.A. from the University of California (Berkeley) and his M.A. from the University of Washington (Seattle).

[Table of Contents](#)

Jeff C. Jones, 64, has served as a member of the Board of Directors of the Company and the Bank since 2006, and served as Chairman of the Board of the Company and the Bank from August 2012 to May 2016. He currently serves as the Board's lead independent director. Mr. Jones is the former Managing Partner and current Executive Committee member of, and partner in, the regional accounting firm Frazer, LLP, with which he has been affiliated since 1977. Mr. Jones has over 30 years of experience in servicing small and medium sized business clients primarily within the real estate, construction, and agricultural industries. Mr. Jones is a past president of Inland Exchange, Inc., an accommodator corporation, and has served on the Board of Directors of Moore Stephens North America, Inc. Mr. Jones holds a B.S. degree from Lewis and Clark College in Portland, Oregon, and a Masters of Business Taxation from Golden Gate University. Mr. Jones is a CPA in California, is licensed as a life insurance agent and holds a Series 7 securities license.

M. Christian Mitchell, 63, was appointed as a member of the Board of Directors of the Company and the Bank in July 2018, in connection with the Company's acquisition of Grandpoint Capital, Inc. and its subsidiary Grandpoint Bank (collectively, "Grandpoint"). Mr. Mitchell is a retired Deloitte senior partner, where he served as the national managing partner for the firm's Mortgage Banking/Finance Companies practice and was a founding member of the board of directors of Deloitte Consulting USA, among other leadership roles. Prior to the Grandpoint acquisition, Mr. Mitchell served as lead independent director and chaired the Audit and Risk Committees for Grandpoint. He currently serves as lead independent director of Western Asset Mortgage Capital Corporation (NYSE: WMC), a public mortgage REIT, where he chairs the Audit Committee and serves on the Compensation, Nominating and Corporate Governance and Risk Committees. In addition, Mr. Mitchell serves as a director of several private companies, including Marshall & Stevens, Inc., a Los Angeles-based national financial valuation and advisory firm, where he serves as Vice Chairman; Parsons Corporation, a digitally enabled solutions provider focused on the defense, security and infrastructure markets; and Stearns Holdings, LLC, a national independent mortgage company. Mr. Mitchell is Chairman Emeritus of the National Association of Corporate Directors, Pacific Southwest Chapter, and in 2017 was elected to the organization's national board of directors. Mr. Mitchell taught as an adjunct Accounting Professor at the University of Redlands from 2006 through May 2010 and a guest lecturer from 2010 to 2017. In 2011 and 2012, Directorship magazine named Mr. Mitchell to the "100 Most Influential People in Corporate Governance" list. Mr. Mitchell earned his B.S. degree from the University of Alabama.

Michael J. Morris, 73, was appointed as a member of the Board of Directors of the Company and the Bank in April 2017, in connection with the Company's acquisition of Heritage Oaks Bancorp, Inc. ("HEOP") and its subsidiary Heritage Oaks Bank. Mr. Morris is an attorney and serves as Chairman of the Board of the law firm of Andre, Morris & Buttery. He has been a member of the Board of Directors of NioCorp, a publicly held company traded on the Toronto Stock Exchange, since 2014. He has served as a member and chairman of various non-profit boards of directors. He has practiced law in California for over 40 years, during which he has represented a broad array of corporate and individual clients. Prior to joining the Board and the Bank Board, Mr. Morris was a director of HEOP and of Heritage Oaks Bank beginning in January of 2001, and served as the Chairman of HEOP and Heritage Oaks Bank beginning in May of 2007. Mr. Morris received his B.A. from Georgetown University and his J.D. from the University of San Francisco School of Law.

Zareh H. Sarrafian, 55, was appointed to serve as a member of the Board of Directors of the Company and the Bank in January 2016, in connection with the Company's acquisition of SCAF and its subsidiary SCB. Mr. Sarrafian has served as the CEO of Riverside County Regional Medical Center in Riverside, California since 2014. Prior to that, Mr. Sarrafian served as Chief Administrative Officer at Loma Linda Medical Center in Loma Linda, California since 1998. Prior to joining the Boards of Directors of the Company and the Bank, Mr. Sarrafian served as a director of SCAF and SBC since 2005. Mr. Sarrafian currently serves on the Board of Directors of Switch, Inc., a technology infrastructure corporation headquartered in Las Vegas, Nevada, where he serves on the Audit and Governance Committees. Mr. Sarrafian received his B.S. from California State Polytechnic University, Pomona, and his M.B.A. from California State University, San Bernardino.

Cora M. Tellez, 69, has served as a member of the Board of Directors of the Company and the Bank since October 2015. Ms. Tellez has served as the CEO and President of both Sterling Health Services Administration, Inc. and Sterling Self Insurance Administration since founding the companies in 2003 and 2010, respectively. Ms. Tellez previously served as the President of the health plans division of Health Net, Inc., an insurance provider that operated in seven states. She also has served as President of Prudential's western healthcare operations, CEO of Blue Shield of California, Bay Region, and Regional Manager for Kaiser Permanente of Hawaii. Ms. Tellez serves on the board of directors of HMS Holdings, Inc., ("HMS"), and previously was a director of CorMedix. For HMS, Ms. Tellez chairs the Nominating and Governance Committee and serves on the Audit and Compensation Committees. She also serves on several nonprofit organizations such as the Institute for Medical Quality and UC San Diego's Center for Integrative Medicine. Ms. Tellez received her B.A. from Mills College and her M.S. from California State University, Hayward.

Executive Officers Who Are Not Serving As Directors

Below is information regarding each of our executive officers who are not directors of the Company or Bank, including their title, age, date they became an officer of the Company or the Bank, as the case may be, and a brief biography describing each executive officer's business experience.

Edward Wilcox, 52, President and Chief Operating Officer of the Bank, has served the Bank in key leadership positions for over 15 years. He commenced service as the Bank's President in May 2016 and in November 2018, after a review of the day-to-day functions of the Bank's senior executive officers, it was determined that Mr. Wilcox's title also should include Chief Operating Officer without any change in responsibility, having previously had that title from March 2014 to April 2015. Mr. Wilcox was initially hired as the Bank's Chief Credit Officer in August 2003, and was promoted to serve as the Bank's Chief Banking Officer in the fourth quarter of 2005. Prior to joining the Bank, Mr. Wilcox served as Loan Production Manager at Hawthorne Savings Bank for two years and as the Secondary Marketing Manager at First Fidelity Investment & Loan for five years. Mr. Wilcox has an additional nine years of experience in real estate banking, including positions as Asset Manager, REO Manager and Real Estate Analyst at various financial institutions. Mr. Wilcox obtained his B.A. degree from New Mexico State University.

Ronald J. Nicolas, Jr., 60, Senior Executive Vice President and Chief Financial Officer ("CFO") of the Company and the Bank, was hired in May 2016. Mr. Nicolas serves as Chairman of the Bank's Asset Liability Committee and the Bank's Financial Disclosure Committee. Prior to joining the Company and Bank, Mr. Nicolas served as Executive Vice President and Chief Financial Officer at each of: Banc of California (2012-2016); Carrington Holding Company, LLC (2009-2012); Residential Credit Holdings, LLC (2008-2009); Fremont Investment and Loan (2005-2008); and Aames Investment/Financial Corp. (2001-2005). Earlier in his career, Mr. Nicolas served in various capacities with KeyCorp, a \$60-billion financial institution, including Executive Vice President Group Finance of KeyCorp (1998-2001), Executive Vice President, Treasurer and Chief Financial Officer of KeyBank USA (1994-1998), and Vice President of Corporate Treasury (1993-1994). Before joining KeyCorp, he spent eight years at HSBC-Marine Midland Banks in a variety of financial and accounting roles. Mr. Nicolas obtained his B.S. degree and his M.B.A. from Canisius College.

Michael S. Karr, 50, Senior Executive Vice President and Chief Risk Officer of the Bank, was hired in April 2006. Mr. Karr was appointed Chief Risk Officer of the Bank in March 2018, and in that capacity oversees the Bank's enterprise risk management function. He is the Chairman of the Bank's Enterprise Risk Management Committee. Mr. Karr previously served as the Chief Credit officer of the Bank and was responsible for overseeing the Bank's credit functions, including all lending and portfolio operations. Prior to joining the Bank, Mr. Karr worked for Fremont Investment & Loan for 11 years as Vice President in charge of their Commercial Real Estate Asset Management department. Mr. Karr obtained his B.A. degree, cum laude, from Claremont McKenna College and his M.B.A. from the University of California, Irvine.

Thomas Rice, 47, Senior Executive Vice President and Chief Innovation Officer of the Bank, was hired in November 2008. Mr. Rice was appointed Executive Vice President and Chief Operating Officer of the Bank in April 2015 and assumed responsibility for operations of the Bank. In November 2018, after a review of the day-to-day functions of the Bank's senior executive officers, including Mr. Rice's role in overseeing the development of innovative solutions and technologies focusing on specialized deposit markets and commercial treasury services, it was determined that Mr. Rice's title should be changed to Chief Innovation Officer of the Bank, without any change in Mr. Rice's role or scope of responsibilities. Mr. Rice has overseen the Bank's technology systems since 2008 and has led the systems conversions and integrations of the Company's last 10 acquisitions. Prior to joining the Bank, Mr. Rice was a founding partner at Compushare, where he oversaw the company's expansion and several system conversions of his banking clients. Mr. Rice obtained his B.S. degree from DeVry University.

Steven R. Arnold, 48, Senior Executive Vice President and General Counsel of the Bank, was hired in February 2016. Mr. Arnold, who has more than 20 years of experience in the banking industry and oversees our corporate governance, legal support, and regulatory compliance activities. Mr. Arnold also has served as the Corporate Secretary of the Company since May 2017. Prior to joining the Bank, Mr. Arnold was a Partner in the financial services group at the law firm of Manatt, Phelps & Phillips, LLP ("MPP") where he advised banks of all sizes on a variety of operational matters, including lending, deposits, treasury management services, electronic banking, regulatory compliance and core vendor agreements. Prior to joining MPP, Mr. Arnold served as Managing Counsel at Toyota Financial Services. Mr. Arnold obtained his B.A. degree from Brigham Young University and his J.D. from the George Mason University School of Law.

[Table of Contents](#)

Donn B. Jakosky, 65, Senior Executive Vice President, Chief Credit Officer of the Bank, was hired in December 2017. Mr. Jakosky was appointed Executive Vice President and Chief Credit Officer of the Bank in March 2018 and was promoted to Senior Executive Vice President in December 2018. Prior to his appointment as Chief Credit Officer, he served as Deputy Chief Credit Officer of the Bank, during which time he assisted in the oversight of all of the Bank's credit and lending functions. Mr. Jakosky's leadership experience at publicly and privately held banks, spanning over 35 years, is heavily concentrated on credit and lending management. Prior to joining the Bank, Mr. Jakosky served as the Executive Vice President/Chief Credit Officer at Blue Gate Bank from January 2016 to December 2017. Mr. Jakosky served as Executive Vice President and Chief Credit Officer of Community Bank, where he was responsible for all credit and lending activities from 2009 until September 2015. At Community Bank, he supervised all credit administrators and underwriters in addition to other departments, and participated on the Bank's key committees. From 2006 to 2009, Mr. Jakosky was Executive Vice President and Chief Credit Officer at 1st Century Bank. Before that, he served at Mellon 1st Business Bank as Senior Vice President/Senior Credit Administrator and Asset Based Lending Manager from 2004 to 2006, and previously served at Bank of America and Sanwa Bank in senior credit officer roles. Mr. Jakosky obtained his B.A. degree from the University of California, Los Angeles, where he subsequently also earned an M.B.A degree.

Christopher Porcelli, 38, Executive Vice President, Head of Real Estate and SBA of the Bank, was hired in 2004 and has served as the Executive Vice President and Head of Real Estate and SBA since January 2018. Mr. Porcelli maintains responsibility for the Business Development, Credit and Operations functions for the Bank's Commercial Real Estate, Construction and SBA divisions. Mr. Porcelli has held numerous senior management positions over his 14-year tenure. Commencing in January 2015, Mr. Porcelli served as Senior Vice President and Senior Credit Operations Manager. In June 2015, Mr. Porcelli was promoted to Executive Vice President and Deputy Chief Credit Officer, where he served until commencing as Executive Vice President and Division Lending Manager in July 2016. Prior to joining the Bank, Mr. Porcelli spent three years at PriVest Bank. Mr. Porcelli obtained his B.A. degree from Loyola Marymount University and his M.B.A. degree from Chapman University.

Teresa M. Dawson, 49, Senior Executive Vice President and Chief Retail Banking Officer of the Bank, was hired in 2011. Ms. Dawson is responsible for the operations of the Retail Bank, Bank Acquisition Project Management and Client Services functions. Ms. Dawson has more than 25 years of experience in the banking industry, with deep experience in the area of mergers and acquisitions. She has led system conversions and integrations for the Company's six most recent acquisitions. Ms. Dawson was hired in March 2011 as the Bank's Project Conversion Manager. In March 2013, she was appointed Senior Vice President and Director of Branch Operations and assumed the responsibility of the Bank's branch network, bank operations, facilities, bank security and acquisitions. In February 2017, Ms. Dawson was appointed as the Senior Vice President and Director of Banking Operations, focusing on central operations. Prior to joining the Bank, Ms. Dawson held operational and technological positions with various financial institutions beginning in 1988.

James "Jamie" Allen Robinson, Jr., 48, Senior Executive Vice President and Head of Commercial Banking of the Bank, was hired in 2016. Mr. Robinson has served as Senior Executive Vice President and Head of Commercial Banking since January 2018, and in that capacity, he leads the Market Presidents within the Bank's commercial banking platform. He also serves as the Co-Chairman of the Bank's Loan and Deposit Production Committee. Mr. Robinson joined the Bank as Director of Commercial Banking and subsequently was promoted to Market President for the Inland Empire and Coachella regions. Mr. Robinson has over 26 years of commercial banking experience. Before joining the Bank, he served as Executive Vice President, Commercial Banking Manager at Security Bank of California from June 2005 to January 2016. Mr. Robinson holds a B.A. degree from the University of California, Riverside, and is a graduate of the Pacific Coast Banking School at the University of Washington.

Ernest W. Hwang, 55, Senior Executive Vice President and Chief Banking Officer of the Bank, was hired in January 2016, in connection with the acquisition of SCAF and SCB. Mr. Hwang has served as Senior Executive Vice President and Chief Banking Officer since January 2018, and in that capacity he offers leadership throughout the organization in areas such as commercial lending, loan and deposit pricing, product development and marketing. Mr. Hwang also serves as Co-Chairman of the Bank's Loan and Deposit Production Committee. Previously, Mr. Hwang served as the Bank's Senior Executive Vice President and President of Commercial Banking. Mr. Hwang has over 30 years of commercial banking experience. Before joining the Bank, Mr. Hwang served as a Director and the President of Security California Bancorp and a founding Director, Vice Chairman and Chief Lending Officer of Security Bank of California. Earlier in his career, Mr. Hwang served as a Senior Vice President at City National Bank and previously held commercial lending positions with Security Pacific National Bank and Bank of California (Mitsubishi Bank). Mr. Hwang received his B.S. from Loma Linda University and is a graduate of Pacific Coast Banking School at the University of Washington.

[Table of Contents](#)

John W. Rinaldi, 71, Executive Vice President and President of Franchise Lending of the Bank, was hired in January 2014 and has lead the Bank's Franchise Lending division since that date. As a franchise restaurant finance industry veteran of more the 20 years, Mr. Rinaldi offers a wealth of experience and leadership to the Bank's Franchise Lending division. Previously, Mr. Rinaldi served as the President and Chief Executive Officer of Irwin Franchise Capital, a company that he founded which was a wholly owned subsidiary of Irwin Financial Corporation for 8 years and the predecessor of First Franchise Capital, a subsidiary of First Financial Bank. Prior to those engagements, he served in executive capacities at a number of financial companies and had full profit and loss responsibility at a variety of companies. Mr. Rinaldi served at Franchise Mortgage Acceptance Company (FMAC) as Chief Operations Officer, President of the Equipment Finance business and a senior member of the Credit Committee; at Federated Capital Corporation he served as Executive Vice President and at Bell Atlantic Capital Corporation he was a Senior Vice President and led the Middle Market and Franchise Lending businesses.

Lori R. Wright, 39, Executive Vice President and Chief Accounting Officer of the Bank, was promoted to Executive Vice President and Chief Accounting Officer effective as of September 1, 2018. Ms. Wright previously served as Senior Vice President and Controller of the Bank since 2016. In her capacity as Executive Vice President and Chief Accounting Officer, Ms. Wright is responsible for the corporate accounting, accounts payable, accounting and tax policy, and financial reporting functions, and serves as the Company's principal accounting officer. From 2014 to 2016, Ms. Wright was the Controller for California Republic Bank, which had approximately \$1.8 billion in total assets when it was acquired in 2016, and from 2012 to 2014, Ms. Wright served as Controller of San Diego County Credit Union, which had approximately \$6.7 billion in total assets at the end of 2014. In each role, Ms. Wright was responsible for the corporate accounting, accounts payable, accounting and tax policy, and financial reporting functions. Ms. Wright received dual B.S. degrees from Central Washington University, and an M.B.A. from Washington State University.

Corporate Governance

We value strong corporate governance principles and adhere to the highest ethical standards. These principles and standards, along with our core values of fairness and caring, assist us in achieving our corporate mission. To foster strong corporate governance and business ethics, our Board of Directors continues to take many steps to strengthen and enhance our corporate governance practices and principles. To that end, we have adopted certain corporate governance guidelines, which are embodied in the Corporate Governance Policy that our Board has approved to achieve the following goals:

- to promote the effective functioning of the Board of Directors;
- to ensure that the Company conducts all of its business in accordance with the highest ethical and legal standards; and
- to enhance long-term stockholder value.

The full text of our Corporate Governance Policy is available from our website at www.ppbi.com under the Investors section. Our stockholders may also obtain a written copy of the guidelines at no cost by writing to us at 17901 Von Karman Avenue, Suite 1200, Irvine, California 92614, Attention: Investor Relations Department, or by calling (949) 864-8000.

The Governance Committee of our Board of Directors administers our Corporate Governance Policy, reviews performance under the guidelines and the content of the guidelines annually and, when appropriate, recommends that our Board approve updates and revisions to our Corporate Governance Policy.

Director Qualifications, Diversity and Nomination Process

Our Governance Committee is responsible for reviewing with the Board of Directors annually the appropriate skills and characteristics required of the Board members, and for selecting, evaluating and recommending nominees for election by our stockholders. The Governance Committee has authority to retain a third-party search firm to identify or evaluate, or assist in identifying and evaluating, potential nominees if it so desires, although it has not done so to date.

Table of Contents

In evaluating both the current directors and the nominees for director, the Governance Committee considers such other relevant factors, as it deems appropriate, including the current composition of the Board, the need for Audit Committee expertise, and the director qualification guidelines set forth in the Company's Corporate Governance Policy. Under the Company's Corporate Governance Policy, the factors considered by the Governance Committee and the Board in its review of potential nominees and directors include: integrity and independence; substantial accomplishments, and prior or current association with institutions noted for their excellence; demonstrated leadership ability, with broad experience, diverse perspectives, and the ability to exercise sound business judgment; the background and experience of candidates, particularly in areas important to the operation of the Company such as commercial banking, finance, bank regulation, enterprise risk management, government, law and education; the ability to make a significant and immediate contribution to the Board's discussions and decision-making; special skills, expertise or background that add to and complement the range of skills, including investment banking and mergers and acquisitions; expertise and background of the existing directors; career success that demonstrates the ability to make the kind of important and sensitive judgments that the Board is called upon to make; and the availability and energy necessary to perform his or her duties as a director. In addition, the Governance Committee and the Board believe the composition of the Board should reflect sensitivity to the need for diversity as to gender, ethnic background and experience, and are particularly mindful of this need for diversity as candidates are considered to fill current Board vacancies. Application of these factors involves the exercise of judgment by the Board and cannot be measured in any mathematical or routine way.

In connection with the evaluation of nominees, the Governance Committee determines whether to interview the prospective nominee, and if warranted, one or more members of the Governance Committee, in concert with the Company's CEO, interviews prospective nominees. After completing its evaluation, the Governance Committee makes a recommendation to the full Board as to the persons who should be nominated by the Board, and the Board determines the nominees after considering the recommendation and report of the Governance Committee.

For each of the nominees to the Board and the current directors, the biographies shown above highlight the experiences and qualifications that were among the most important to the Governance Committee in concluding that the nominee or the director should serve or continue to serve as a director of the Company. The table below supplements the biographical information provided above. The vertical axis displays the primary attributes and qualifications reviewed by the Governance Committee in evaluating a board candidate, and the marks within the boxes indicate those particular attributes and qualifications that the Board determined each particular candidate possesses.

Experience, Qualifications, Skill or Attribute	Carona	Fargo	Gardner	Garrett	Jones	Mitchell	Morris	Sarraffian	Tellez
Professional standing in chosen field	X	X	X	X	X	X	X	X	X
Expertise in banking, financial services or related industry	X		X	X	X	X	X	X	X
Audit Committee Financial Expert qualifications			X		X	X	X	X	X
Enterprise Risk Management			X		X	X	X	X	X
Civic and community involvement	X	X	X	X	X	X	X	X	X
Public company oversight		X	X			X	X	X	X
Leadership and team building skills	X	X	X	X	X	X	X	X	X
Specific skills/knowledge:									
- finance and investment banking	X	X	X	X	X	X	X	X	X
- mergers & acquisitions	X		X			X			X
- marketing	X	X	X						X
- government and public affairs	X			X					
- governance	X	X	X	X	X	X	X	X	X
- human resources	X		X					X	X

Our stockholders may propose director candidates for consideration by the Governance Committee by submitting the individual's name and qualifications to our Corporate Secretary at 17901 Von Karman Avenue, Suite 1200, Irvine, CA 92614. Our Governance Committee will consider all director candidates properly submitted by our stockholders in accordance with our Bylaws and Corporate Governance Guidelines.

Board of Directors Independence

Each member of our Board and the Bank's Board is elected annually and will continue to serve until their successors are elected and qualified, or until their early resignation. Our Corporate Governance Policy requires that our Board consist predominantly of directors who are not currently, and have not been, during the most recent three years, employed by us (i.e. non-management directors). Currently, the Company's Chairman, President and CEO, Mr. Gardner, is the only director who is also a member of management.

In addition, our Corporate Governance Policy requires that a majority of our Board consist of "independent directors" as defined under the NASDAQ Stock Market ("NASDAQ") rules. No director will be "independent" unless the Board affirmatively determines that the director meets the categorical standards set forth in the NASDAQ rules and otherwise has no relationship with the Company that, in the opinion of the Board of Directors, would interfere with the exercise of independent judgment in carrying out the responsibilities of a director and has no material relationship with the Company, either directly or as a partner, stockholder or officer of an organization that has a relationship with the Company. In addition, the Board of Directors considers the director independence guidelines established by institutional shareholder advisory services. The Board of Directors balances those guidelines with the independence standards established by NASDAQ rules and other important qualitative factors identified by the Board of Directors when evaluating whether an individual who otherwise satisfies the independence standards set forth in the NASDAQ rules also should be considered sufficiently independent for service on the Audit, Compensation and Governance Committees.

The Governance Committee is responsible for the annual review, together with the Board of Directors, of the appropriate criteria and standards for determining director independence consistent with NASDAQ rules. The Board of Directors has determined that Ayad A. Fargo, Joseph L. Garrett, Jeff C. Jones, M. Christian Mitchell, Michael Morris, Zareh H. Sarrafian, and Cora M. Tellez are independent under the NASDAQ rules and have no material relationships with the Company.

Responsibilities of the Board of Directors

In addition to each director's basic duties of care and loyalty, the Board of Directors has separate and specific obligations enumerated in our Corporate Governance Policy. Among other things, these obligations require directors to effectively monitor management's capabilities, compensation, leadership and performance, without undermining management's ability to successfully operate the business. Our Board and its committees have the authority to retain and establish the fees of outside legal, accounting or other advisors, as necessary to carry out their responsibilities.

The directors are expected to avoid any action, position or interest that conflicts with an interest of the Company, or gives the appearance of a conflict. As a result, our directors must disclose all business relationships with the Company and with any other person doing business with us to the entire Board and to recuse themselves from discussions and decisions affecting those relationships. We periodically solicit information from directors in order to monitor potential conflicts of interest and to confirm director independence. In addition, each director is subject to the Company's Related Party Transactions Policy, pursuant to which transactions between the Company or the Bank, on one hand, and any of our directors or certain of their affiliates, on the other hand, need to be approved or ratified by disinterested members of the Governance Committee, if not otherwise pre-approved under the terms of the policy. For more information, see "Related-Party Transactions" under "Transactions with Certain Related Persons."

Board of Directors Leadership Structure

Our Bylaws provide for a Board of Directors that will serve for one-year terms. Our Bylaws provide our Board with discretion to fix the number of directors by resolution. Currently, the Board size is fixed at eleven (11) members, with nine (9) members currently serving and two vacancies resulting from recent director resignations. We currently are considering potential candidates to fill these vacancies, but are not prepared to nominate any candidates in connection with the Annual Meeting. Vacancies on the Board may be filled by a majority of the remaining directors. A director elected to fill a vacancy, or a new directorship created by an increase in the size of the Board, serves for a term expiring at the next annual meeting of stockholders.

The Board is committed to having a non-executive Chairman or a lead independent director. Our Corporate Governance Policy provides that either of these structures is appropriate to ensure independent Board leadership and that the Company is managed for the long-term benefit of its stockholders. Each year, the Board evaluates its leadership structure to ensure that it remains appropriate. Currently, the offices of Chairman of the Board of Directors and CEO are jointly held and the Board has designated a lead independent director to ensure independent director oversight of the Company.

Mr. Jones currently serves as the Board's lead independent director. The lead independent director:

- ensures independent oversight of the Company;
- ensures active participation of the independent directors in setting agendas and establishing priorities for the Board;
- presides at all meetings of the Board at which the Chairman is not present, including executive sessions of the independent directors; and
- serves as a liaison between the Chairman and the independent directors.

Board of Directors Risk Oversight

The understanding, identification and management of risk are essential elements for the successful management of our Company. The entire Board of Directors is responsible for oversight of the Company's risk management processes. The Board delegates many of these functions to the Audit and Enterprise Risk Committees. Under its charter, the Audit Committee is responsible for monitoring business risk practices and legal and ethical programs. In this way, the Audit Committee helps the Board fulfill its risk oversight responsibilities relating to the Company's financial statements, financial reporting process and regulatory requirements. The Audit Committee also oversees our corporate compliance programs, as well as the internal audit function.

Under its charter, the Enterprise Risk Committee reviews management's assessment of the Company's core risks and alignment of its enterprise-wide risk profile with the Company's strategic plan, goals, and objectives. The Enterprise Risk Committee also regularly reviews the Company's exposure to risk in specific key areas, including without limitation, credit risk, market risk and cyber risk. The Enterprise Risk Committee regularly receives and reviews reports on risk management from senior officers of the Company.

In addition to the Audit and Enterprise Risk Committees' work in overseeing risk management, our full Board regularly engages in discussions of the most significant risks that the Company is facing and how these risks are being managed. Further, our Board and its standing committees periodically request supplemental information or reports as they deem appropriate.

Communication with Directors

Individuals may submit communications to any individual director, including our presiding Chairman, our Board as a group, or a specified Board committee or group of directors, including our non-management directors, by sending the communications in writing to the following address: Pacific Premier Bancorp, Inc., 17901 Von Karman Avenue, Suite 1200, Irvine, California 92614. All correspondence should indicate to whom it is addressed. The Company's Corporate Secretary will sort the Board correspondence to classify it based on the following categories into which it falls: stockholder correspondence, commercial correspondence, regulatory correspondence or customer correspondence. All stockholder correspondence will then be forwarded to the Board members to whom it is directed.

Board Meetings and Executive Sessions

Our Board of Directors met nine times during 2018 and anticipates holding seven regularly-scheduled Board meetings in 2019, and any special meetings that may be necessary or appropriate. Directors, on average, attended approximately 94% of the Board and applicable Board committee meetings during 2018. All of our directors are encouraged to attend each meeting in person. Our management provides all directors with an agenda and appropriate written materials sufficiently in advance of the meetings to permit meaningful review. Any director may submit topics or request changes to the preliminary agenda as he or she deems appropriate in order to ensure that the interests and needs of non-management directors are appropriately addressed. To ensure active and effective participation, all of our directors are expected to arrive at each Board and committee meeting having reviewed and analyzed the materials for the meeting.

It is the Company's policy that the independent directors of the Company meet in executive sessions without management at least twice on an annual basis in conjunction with regularly scheduled board meetings. Executive sessions at which the independent directors meet with the CEO also may be scheduled. During 2018, the independent directors met 8 times in executive sessions without the presence of management.

Director Attendance at Company Annual Meetings

All of our directors are encouraged to attend every Company annual meeting of stockholders. All of our then serving directors attended our 2018 Annual Meeting of Stockholders.

Director Contact with Management

All of our directors are invited to contact our CEO and or any of our executive or senior level managers at any time to discuss any aspect of our business. In addition, there generally are frequent opportunities for directors to meet with other members of our management team.

Corporate Code of Business Conduct and Ethics

We have implemented a Code of Business Conduct and Ethics applicable to our directors, CEO, CFO, other senior management, and to all of our officers and employees. Our Code of Business Conduct and Ethics provides fundamental ethical principles to which these individuals are expected to adhere. Our Code of Business Conduct and Ethics operates as a tool to help our directors, officers, and employees understand and adhere to the high ethical standards required for employment by, or association with, the Company and the Bank. Our Code of Business Conduct and Ethics is available from our website at www.ppbi.com under the Investors section. Our stockholders may also obtain written copies at no cost by writing to us at 17901 Von Karman Avenue, Suite 1200, Irvine, California 92614, Attention: Investor Relations Department, or by calling (949) 864-8000. Any future changes or amendments to our Code of Business Conduct and Ethics and any waiver that applies to one of our senior financial officers or a member of our Board of Directors will be posted to our website.

The table below sets forth the membership of our Audit Committee, Compensation Committee, Governance Committee, and Enterprise Risk Management Committee as of December 31, 2018, as well as the number of meetings each committee held during the year ended December 31, 2018.

Director	Board Committee			
	Audit	Compensation	Governance	Enterprise Risk ⁽¹⁾
John J. Carona				
Ayad A. Fargo		X	X	
Steven R. Gardner				
Joseph L. Garrett ⁽²⁾		X*		
Don M. Griffith ⁽³⁾				
Jeff C. Jones	X*	X	X	
M. Christian Mitchell	X			X
Michael J. Morris	X			X*
Zareh H. Sarrafian	X		X*	
Cora M. Tellez ⁽²⁾	X	X		X
	9 meetings in 2018	7 meetings in 2018	6 meetings in 2018	2 meetings in 2018

* Chairperson

⁽¹⁾ Effective March 26, 2018, the Board established an Enterprise Risk Committee. Also effective March 26, 2018, the Board disbanded the Executive Committee, which held no 2018 meetings prior to disbandment.

⁽²⁾ On March 25, 2019, pursuant to the Company's regular committee rotations, Ms. Tellez was rotated off of the Audit Committee, and Mr. Garrett became a member of the Governance Committee.

⁽³⁾ Mr. Griffith resigned from the Board effective as of March 26, 2019 and is not a nominee for election as a director at the Annual Meeting.

A description of the general functions of each of the Company's Board committees and the composition of each committee is set forth below.

Audit Committee. The Audit Committee is responsible for selecting and communicating with the Company's independent auditors, reporting to the Board on the general financial condition of the Company and the results of the annual audit, and ensuring that the Company's activities are being conducted in accordance with applicable laws and regulations. The internal auditor of the Bank participates in the Audit Committee meetings. A copy of the Audit Committee charter can be found from the Company's website at www.ppbi.com under the Investors section.

Table of Contents

No member of the Audit Committee receives any consulting, advisory or other compensation or fee from the Company other than fees for service as a member of the Board of Directors, committee member or officer of the Board. Each of the Audit Committee members is considered “independent” under the NASDAQ listing standards and rules of the U.S. Securities and Exchange Commission (the “SEC”). The Board of Directors has determined that each of Messrs. Jones, Mitchell, Morris, Sarrafian and Ms. Tellez satisfies the requirements established by the SEC for qualification as an “audit committee financial expert,” and is independent under the NASDAQ listing standards and rules of the SEC.

Compensation Committee. The Compensation Committee reviews the amount and composition of director compensation from time to time and makes recommendations to the Board when it concludes changes are needed. In recommending director compensation, the Compensation Committee considers the potential negative effect on director independence if director compensation and perquisites exceed customary levels. The Compensation Committee also (i) has oversight responsibility for the Bank’s compensation policies, benefits and practices, (ii) approves all stock option, restricted stock and restricted stock unit grants, (iii) determines the annual salary, the annual bonus, stock options, and restricted stock grants of our CEO, CFO and other named executive officers, and (iv) approves the compensation structure for other members of our senior management team. Each of the Compensation Committee members is considered “independent” under the NASDAQ listing standards and rules of the SEC. A copy of the Compensation Committee charter can be found from the Company’s website at www.ppbi.com under the Investors section.

The Compensation Committee has the authority, in its sole discretion, to retain and terminate compensation advisors, including approval of the terms and fees of any such arrangement. In 2018, the Compensation Committee engaged Willis Towers Watson (“WTW”) to assist the Compensation Committee with its responsibilities related to our executive and Board compensation programs. WTW does not provide other services to the Company. Additionally, based on standards promulgated by the SEC and the NASDAQ to assess compensation advisor independence and the analysis conducted by WTW in its independence review, the Compensation Committee concluded that WTW is independent and a conflict-free advisor to the Company.

Governance Committee. The Governance Committee has oversight responsibility for nominating candidates as directors and to determine satisfaction of independence requirements, for overseeing our Board governance structure and policies, and for CEO succession planning. The Governance Committee has adopted a written charter. A copy of the charter and the Company’s Corporate Governance Guidelines can both be found from the Company’s website at www.ppbi.com under the Investors section.

The primary responsibilities of our Governance Committee include:

- assisting the Board in identifying and screening qualified candidates to serve as directors, including considering stockholder nominees;
- recommending to the Board candidates for election or reelection to the Board or to fill vacancies on the Board;
- aiding in attracting qualified candidates to serve on the Board;
- making recommendations to the Board concerning corporate governance principles;
- periodically assessing the effectiveness of the Board in meeting its responsibilities representing the long-term interests of the stockholders;
- following the end of each fiscal year, providing the Board with an assessment of the Board’s performance and the performance of the Board committees; and
- overseeing management planning and succession.

Table of Contents

Enterprise Risk Committee. The Enterprise Risk Committee (the “ER Committee”) oversees the design and implementation of the Company’s enterprise risk program. The primary purposes of the ER Committee are to monitor and review the Company’s enterprise risk management framework and risk appetite, monitor and review the adequacy of enterprise risk management functions, and report conclusions and recommendations to the Board. The ER Committee has adopted a written charter, a copy of which can both be found from the Company’s website at www.ppbi.com under the Investors section.

The primary responsibilities of our ER Committee include but are not limited to:

- reviewing Enterprise Risk Management framework at least annually and reviewing the effectiveness of the enterprise risk management activities across various functions, including loan review, compliance, information security, vendor and model risk management and business continuity programs;
- reviewing the Company’s risk profile for alignment with the Company’s strategic objectives and risk appetite, including compliance with risk limits and thresholds set forth in the Risk Appetite Statement;
- reviewing all significant policies and contingency plans, including any legally-required stress testing processes as frequently as economic conditions or the condition of the Company may warrant, but no less than annually; and
- reviewing cyber security threat reports regarding the assessment of current security updates, cyber statistics, core elements and controls, and key IT trends affecting information security.

Compensation Committee Interlocks and Insider Participation

For 2018, the Compensation Committee was comprised of Messrs. Fargo, Garrett, and Jones, and Ms. Tellez, each of whom was an independent director. None of these individuals is or has been an officer or employee of the Company during the last fiscal year or as of the date of this Proxy Statement, or is serving or has served as a member of the compensation committee of another entity that has an executive officer serving on the Compensation Committee. No executive officer of the Company served as a director of another entity that had an executive officer serving on the Compensation Committee. Finally, no executive officer of the Company served as a member of the compensation committee of another entity that had an executive officer serving as a director of the Company.

Section 16(a) Beneficial Ownership Reporting Compliance

Pursuant to Section 16(a) of the Securities Exchange Act of 1934, as amended (the “Exchange Act”) and the related rules and regulations, our directors and executive officers and any beneficial owners of more than 10% of any registered class of our equity securities, are required to file reports of their ownership, and any changes in that ownership, with the SEC. Based solely on our review of copies of these reports and on written representations from such reporting persons, we believe that during 2018, all such persons filed all ownership reports and reported all transactions on a timely basis, except that one Form 3 was not timely filed for Mr. Robinson and Form 4s were not timely filed for the following persons: Messrs. Garrett, Rice and Nicolas (1 report each), and Ms. Tellez (2 reports).

Committee Independence and Additional Information

The Company’s Audit, Governance and Compensation Committees are currently composed entirely of “independent” directors, as defined by our Corporate Governance Policy and applicable NASDAQ and SEC rules and regulations. Our Compensation, Audit and Governance Committees each have a written charter, which may be obtained from our website at www.ppbi.com under the Investors section. Company stockholders may also obtain written copies of the charters at no cost by writing to us at 17901 Von Karman Avenue, Suite 1200, Irvine, California 92614, Attention: Investor Relations Department, or by calling (949) 864-8000.

The Chair of each committee is responsible for establishing committee agendas. The agenda, meeting materials and the prior meeting minutes of each committee meeting are furnished in advance of each committee meeting to all of our directors, and each committee chair reports on his or her committee’s activities to the full Board at least quarterly.

Equity Compensation Plan Information

The following table provides information as of December 31, 2018, with respect to options and restricted stock units outstanding and shares available for future awards under the Company’s active equity incentive plans.

Plan Category	Number of Securities to be Issued Upon Exercise of Outstanding Options, Warrants and Rights	Weighted-Average Exercise Price of Outstanding Options, Warrants and Rights	Number of Securities Remaining Available for Future Issuance under Equity Compensation Plans (excluding securities reflected in column (a))
	(a)	(b)	(c)
Equity compensation plans approved by security holders:			
Pacific Premier Bancorp, Inc. 2004 Long-term Incentive Plan	40,105	\$ 13.80	—
Pacific Premier Bancorp, Inc. Amended and Restated 2012 Stock Long-Term Incentive Plan	654,347	14.88	3,272,558
Heritage Oaks Bancorp 2005 Equity Based Compensation Plan	35,950	17.87	652,866 ⁽³⁾
Heritage Oaks Bancorp 2015 Equity Incentive Plan	27,815	21.63	—
Equity compensation plans not approved by security holders	-	—	—
Total Equity Compensation plans	758,217 ⁽¹⁾	\$ 15.26 ⁽²⁾	3,925,424 ⁽⁴⁾

⁽¹⁾ Consists of 681,933 shares issuable upon the exercise of outstanding stock options and 76,284 shares issuable in settlement of outstanding RSUs. Excludes 555,189 outstanding shares of unvested restricted stock (these do not constitute “rights” under SEC rules).

⁽²⁾ The weighted-average exercise price includes all outstanding stock options but does not include restricted stock units, all of which do not have an exercise price. If restricted stock units were included in this calculation, treating such awards as having an exercise price of zero, the weighted average exercise price of outstanding options, warrants and rights would be \$13.72.

⁽³⁾ Represents shares of Company common stock available for issuance under the Heritage Oaks Bancorp 2015 Equity Incentive Plan (the “HEOP Plan”), which was assumed by the Company in its acquisition of HEOP effective as of April 1, 2017 and adjusted by subsequent forfeiture and shares withheld to satisfy the tax withholding obligations related to any restricted stock award.

⁽⁴⁾ Consists of common stock remaining available for awards under our Amended and Restated 2012 Long-Term Incentive Plan and the HEOP Plan.

Principal Holders of Common Stock

The following table sets forth information as to those persons or entities believed by management to be beneficial owners of more than 5% of the Company's outstanding shares of common stock on the Record Date or as represented by the owner or as disclosed in certain reports regarding such ownership filed by such persons with the Company and with the SEC, in accordance with Sections 13(d) and 13(g) of the Exchange Act. Other than those persons listed below, the Company is not aware of any person, as such term is defined in the Exchange Act, that beneficially owns more than 5% of the Company's common stock as of the Record Date.

Name and Address of Beneficial Owner	Amount and Nature of Beneficial Ownership	Percent of Class⁽¹⁾
BlackRock Inc. 55 East 52 nd Street New York, NY 10055	6,761,178 ⁽²⁾	10.8%
The Vanguard Group 100 Vanguard Blvd. Malvern, PA 19355	5,573,267 ⁽³⁾	8.92%
Janus Henderson Group PLC 201 Bishopgate EC2M 3AE United Kingdom	4,189,422 ⁽⁴⁾	6.7%

⁽¹⁾ As of March 26, 2019, there were 62,773,299 shares of Company common stock outstanding on which "Percent of Class" in the above table is based.

⁽²⁾ As reported in a Schedule 13 G/A filed with the SEC on January 31, 2019 for the calendar year ended December 31, 2018, BlackRock Inc. reported having sole voting power over 6,761,178 shares and sole dispositive power over 6,761,178 shares.

⁽³⁾ As reported in a Schedule 13 G filed with the SEC on February 11, 2019 for the calendar year ended December 31, 2018, The Vanguard Group reported having sole voting power over 61,381 shares and sole dispositive power over 5,506,748 shares.

⁽⁴⁾ As reported in a Schedule 13 G filed with the SEC on February 12, 2019 for the calendar year ended December 31, 2018, Janus Henderson Group PLC reported having sole voting power over 0 shares and sole dispositive power over 0 shares

Security Ownership of Directors and Executive Officers

This table and the accompanying footnotes provide a summary of the beneficial ownership of our common stock as of the Record Date, by (i) our directors, (ii) our named executive officers, and (iii) all of our current directors and executive officers as a group. The following summary is based on information furnished by the respective directors and officers. Each person has sole voting and investment power with respect to the shares they beneficially own.

Name	Common Stock	Restricted Stock ⁽¹⁾	Options Exercisable ⁽²⁾	Total Beneficial Ownership	
				# ⁽³⁾	% ⁽⁴⁾
	A	B	C	D	E
John J. Carona	32,166	2,010	—	34,176	*
Ayad Fargo	297,322	2,010	—	299,332	*
Joseph L. Garrett	72,460	2,606	25,000	100,066	*
Don Griffith ⁽⁵⁾	353,731	2,010	—	355,741	*
Jeff C. Jones	121,968	2,010	26,000	149,978	*
M. Christian Mitchell	16,038	2,010	—	18,048	*
Michael Morris	27,085	2,010	2,603	31,698	*
Zareh Sarrafian	22,904	2,010	—	24,914	*
Cora Tellez	15,914	2,539	—	18,453	*
Steven R. Gardner	198,577	86,320	143,404	428,301	*
Edward Wilcox	85,521	59,559	76,500	221,580	*
Ronald J. Nicolas, Jr.	9,968	40,620	—	50,588	*
Michael S. Karr	40,233	32,639	97,000	169,872	*
Thomas Rice	39,262	34,270	22,964	96,496	*
Stock ownership of all directors and executive officers as a group (22 persons)	1,390,455	427,123	507,471	2,325,049	3.67%

* Represented less than 1% of outstanding shares.

⁽¹⁾ In accordance with applicable SEC rules, shares of restricted stock constitute beneficial ownership because the holder has voting power, but not dispositive power.

⁽²⁾ In accordance with applicable SEC rules, stock options that are exercisable or will become exercisable, and restricted stock units that will be settled, within 60 days after the Record Date are included in this column.

⁽³⁾ The amounts in column D are derived by adding shares, restricted stock and options exercisable listed in columns A, B and C of the table.

⁽⁴⁾ The amounts contained in column E are derived by dividing the amounts in column D of the table by (i) the total outstanding shares of 62,773,299 plus (ii) the amount in column C for that individual or the group, as applicable.

⁽⁵⁾ Mr. Griffith resigned from the Board effective as of March 26, 2019 and is not a nominee for election as a director at the Annual Meeting. In connection with Mr. Griffith's resignation, his shares of restricted stock were forfeited as of the close of business on March 26, 2019, which is the Record Date.

Compensation of Non-Employee Directors

The Board of Directors, acting upon a recommendation from the Compensation Committee, annually determines the non-employee directors' compensation for serving on the Board of Directors and its committees. The Company does not pay director compensation to directors who are also employees. In establishing non-employee director compensation, the Board of Directors and the Compensation Committee are guided by the goals that compensation should:

- consist of a combination of cash and equity awards that are designed to fairly pay the directors for work required for a company of our size and scope;
- align the directors' interests with the long-term interests of the Company's stockholders; and
- assist with attracting and retaining qualified directors.

The Compensation Committee and the Board of Directors most recently completed this process in December 2018 and determined that, for the 2019 fiscal year, the cash compensation for non-employee directors serving on the Boards of Directors of the Company and the Bank will remain the same as 2018, and the value of the director equity compensation will remain the same from the 2018 compensation as detailed below. Below are the elements of compensation paid to non-employee directors for their service on the Board of Directors.

Cash Compensation

During the 2018 fiscal year, non-employee directors received the following cash payments for their service on the Boards of Directors of the Company and the Bank:

- an annual cash retainer of \$59,000, paid quarterly in arrears, for service on the Boards of Directors of the Company and the Bank;
- an additional annual cash retainer of \$15,000, paid quarterly in arrears, to the Chairman of the audit committee of the Company's Board;
- an additional annual cash retainer of \$2,500, paid quarterly in arrears, to the members of the audit committee of the Company's Board;
- an additional annual cash retainer of \$10,000, paid quarterly in arrears, to the Chairman of compensation committee of the Company's Board; and
- an additional annual cash retainer of \$1,000, paid quarterly in arrears, to members of the compensation committee of the Company's Board.

Commencing July 1, 2018, directors received cash payments for service on additional committees as follows:

- an additional annual cash retainer of \$10,000, paid quarterly in arrears, to the Chairman of the enterprise risk committee of the Company's Board;
- an additional annual cash retainer of \$1,000, paid quarterly in arrears, to the members of the enterprise risk committee of the Company's Board;
- an additional annual cash retainer of \$7,500, paid quarterly in arrears, to the Chairman of governance committee of the Company's Board; and
- an additional annual cash retainer of \$750, paid quarterly in arrears, to members of the governance committee of the Company's Board.

During 2018, the Company did not provide prerequisites to any director in an amount that is reportable under applicable SEC rules and regulations. All non-employee directors are entitled to reimbursement for travel expense incurred in attending Board and committee meetings.

[Table of Contents](#)

We have offered to our non-executive directors the opportunity to receive all or a portion of their annual cash retainer in the form of shares of restricted stock. During 2018, if a director elected to receive all or a portion of her or his annual cash retainer in restricted shares of our common stock, the director was granted on the first day of the subsequent quarter for which payment is owed a number of shares of restricted stock equal to the amount of retainer owed divided by the closing price of our common stock on the date of grant. These restricted shares vest on the last day of the same quarter in which they were granted. In 2018, we granted non-executive directors 4,140 shares of restricted stock in lieu of annual cash retainer payments.

Stock Compensation

Each non-employee director is eligible for a grant of shares of restricted stock issued from our Amended and Restated 2012 Long-Term Incentive Plan, as amended, as recommended by the Compensation Committee. The shares of restricted stock that the Company awards to its directors fully vest as of the first anniversary of the date of grant, subject to earlier vesting on termination of service in certain circumstances. On February 28, 2018, each of our non-employee directors was granted 1,427 shares of restricted stock, which had a value amounting to approximately \$60,000 as of the date of grant, based upon the closing price of the Company's common stock as of such date. On February 28, 2019, each of our non-employee directors was granted 2,010 shares of restricted stock, which had a value amounting to approximately \$60,000 as of the date of grant, based upon the closing price of the Company's common stock as of such date.

Stock Ownership Guidelines for Directors

The Board of Directors has adopted stock ownership guidelines for non-employee directors, which require that each non-employee director own shares of the Company's common stock having a value of at least equal to five times the director's annual cash retainer for service on the Board of the Company or the Bank Board (not including committee-related fees). New directors have five years after joining the Board of Directors or the Bank Board to meet the guidelines. Restricted stock and restricted stock units, and a portion of the shares that may be acquired by exercise of vested in-the-money stock options, are treated as stock ownership for this purpose. As of the date of this Proxy Statement, all directors met or exceeded the ownership guidelines to the extent applicable to them.

Health Insurance Benefits

Non-employee directors can elect to receive insurance benefits from the Company, including long-term care insurance or health care insurance. The aggregate cost of these benefits in 2018 was \$66,395, \$19,544 of which costs were borne by the non-employee directors.

Aggregate Director Compensation in 2018. In accordance with applicable SEC rules and regulations, the following table reports all compensation the Company paid during 2018 to its non-employee directors.

2018 DIRECTOR COMPENSATION

Name⁽¹⁾	Fees Earned or Paid in Cash	Stock Awards⁽²⁾	Option Awards⁽²⁾	Changes In Nonqualified Deferred Compensation Earnings	All Other Compensation⁽³⁾	Total
John J. Carona	\$ 59,000	\$ 60,005	\$ —	\$ —	\$ —	\$ 119,005
Ayad Fargo	60,563	60,005	—	—	8,362	128,930
Joseph L. Garrett	71,500	60,005	—	—	—	131,505
Don M. Griffith ⁽⁴⁾	29,500	—	—	—	—	29,500
Jeff C. Jones	75,563	60,005	—	—	—	135,568
M. Christian Mitchell	30,667	—	—	—	—	30,667
Michael J. Morris	69,000	60,005	—	—	—	129,005
Zareh Sarrafian	66,500	60,005	—	—	22,422	148,927
Cora Tellez	63,250	60,005	—	—	—	123,255

⁽¹⁾ The above table does not reflect compensation paid to Ms. Lagomarsino, who resigned from the Board in December 2018 and Michael Pfau, who did not stand for re-election to the Board during the 2018 Annual Meeting. Ms. Lagomarsino received \$54,750 in cash fees, \$60,005 worth of restricted stock awards, and \$16,066 in all other compensation during 2018. Mr. Pfau, received \$22,500 in cash fees and \$60,005 worth of restricted stock awards during 2018. All of the shares of restricted stock awarded to Ms. Lagomarsino and Mr. Phau in 2018 were forfeited upon their resignation.

⁽²⁾ These amounts represent the aggregate grant date fair value of restricted stock granted in 2018, calculated in accordance with FASB ASC Topic 718. Assumptions used in the calculation of these amounts are discussed in Note 16 to our Consolidated Audited Financial Statements for the fiscal year ended December 31, 2018, included in our Annual Report on Form 10-K for the fiscal year ended December 31, 2018. Fair value is based on 100% of the closing price per share of our common stock on the date of grant. At December 31, 2018, each of the non-employee directors named in the above table held 1,427 shares of restricted stock except for Messer, Griffith and Mitchell who did not hold any shares. In addition, at December 31, 2018, non-employee directors held outstanding stock options as follows: Mr. Carona, 0; Mr. Fargo, 0; Mr. Garrett, 25,000; Mr. Griffith, 0; Mr. Jones, 26,000; Mr. Mitchell, 0; Mr. Morris, 3,470; Mr. Sarrafian, 0; and Ms. Tellez, 0.

⁽³⁾ These amounts represent the Company's cost for each director's participation in health insurance plans that are generally available to salaried employees and do not discriminate in scope, terms or operation.

⁽⁴⁾ Mr. Griffith resigned from the Board effective as of March 26, 2019 and is not a nominee for election as a director at the Annual Meeting.

Deferred Compensation Plan

The Bank created a Directors' Deferred Compensation Plan in September 2006 which allowed non-employee directors to defer Board of Directors' fees and provided for additional contributions from any opt-out portion of the long-term care insurance plan. See "Health Insurance Benefits" under "Compensation of Non-Employee Directors." As of December 2016, the Directors' Deferred Compensation Plan was frozen such that no new contributions may be made and existing balances remain until distribution. The Directors' Deferred Compensation Plan is unfunded. The Company is under no obligation to make matching contributions to the Directors' Deferred Compensation Plan. The deferred compensation was credited with interest by the Bank at prime plus one percent through January 31, 2014, after which the rate was changed to prime minus one percent. The director's account balance is payable upon retirement or resignation. The table below shows the totals for the Deferred Compensation Plan contributions and earnings, for our Directors, for the year ended December 31, 2018.

2018 NONQUALIFIED DIRECTOR DEFERRED COMPENSATION

Name⁽¹⁾	Aggregate Balance at Fiscal Year-End Prior to Last Fiscal Year-End	Director Contributions in Last Fiscal Year	Contributions in Lieu of Health Insurance in Last Fiscal Year	Aggregate Earnings in Last Fiscal Year	Aggregate Withdrawals/ Distributions	Aggregate Balance at Last Fiscal Year-End
John J. Carona	\$ 15,974	—	—	—	—	\$ 15,974
Ayad Fargo	2,312	—	—	—	—	2,312
Joseph L. Garrett	—	—	—	—	—	—
Don M. Griffith ⁽²⁾	—	—	—	—	—	—
Jeff C. Jones	52,555	—	—	—	—	52,555
M. Christian Mitchell	—	—	—	—	—	—
Michael J. Morris	—	—	—	—	—	—
Zareh Sarrafian	—	—	—	—	—	—
Cora Tellez	4,048	—	—	—	—	4,048
Total	\$ 74,889	—	—	—	—	\$ 74,889

⁽¹⁾ Ms. Lagomarsino and Mr. Pfau, who resigned from the Board during December 2018, did not have an outstanding deferred compensation balance as of the effective date of their resignation.

⁽²⁾ Mr. Griffith resigned from the Board effective as of March 26, 2019 and is not a nominee for election as a director at the Annual Meeting.

[Table of Contents](#)**Executive Compensation Discussion & Analysis**

In this Executive Compensation Discussion & Analysis (“CD&A”), we explain our compensation program for our CEO, our CFO and our three highest paid other executive officers (collectively, our “NEOs”) in 2018. The Compensation Committee of our Board of Directors has designed our NEO compensation program to align executive compensation with the Company’s performance and the creation of long-term value for our stockholders. The NEOs for 2018 are:

Name	Title	Tenure
Steven R. Gardner	Chairman of the Board, President and Chief Executive Officer of the Company and Chairman of the Board and Chief Executive Officer of the Bank	19 years
Edward Wilcox ⁽¹⁾	President and Chief Operating Officer of the Bank	16 years
Ronald J. Nicolas, Jr.	Senior Executive Vice President and Chief Financial Officer of the Company and the Bank	3 years
Michael S. Karr	Senior Executive Vice President and Chief Risk Officer of the Bank	13 years
Thomas Rice ⁽²⁾	Senior Executive Vice President and Chief Innovation Officer of the Bank	11 years

⁽¹⁾ Effective as of November 2018, Mr. Wilcox’s title was updated to include Chief Operating Officer of the Bank, although his scope of responsibilities did not change.

⁽²⁾ Effective as of November 2018, Mr. Rice’s title was changed from Chief Operating Officer to Chief Innovation Officer of the Bank, although his scope of responsibilities did not change.

Table of Contents

Executive Summary and Stockholder Outreach	26
Role of the Compensation Committee	29
Executive Compensation Program Principals and Key Features	30
Role of the Independent Compensation Consultant	32
Peer Group	33
2018 Compensation Decisions	33
NEO Compensation Plan Governance Features	37
CEO Pay Ratio Disclosure	39
Compensation Committee Report	41

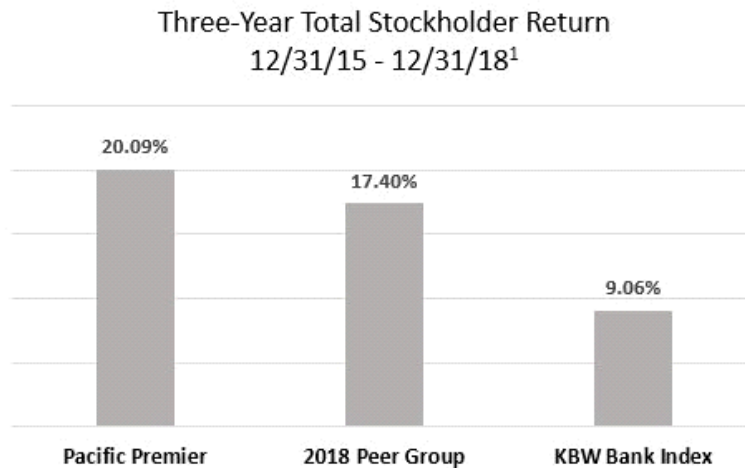
Executive Summary and Stockholder Outreach

Considerations in Establishing Targeted 2018 NEO Compensation. When determining targeted 2018 NEO compensation at the beginning of the 2018 fiscal year, the Compensation Committee of our Board considered multiple factors, including our management team’s execution on our 2017 strategic plan of growth through acquisitions as well as organic growth. The Compensation Committee felt that our disciplined and prudent growth during 2017, as evidenced by our continued strength in our asset quality results and remaining “well-capitalized” from a bank regulatory perspective, contributed to total stockholder returns in 2017 that exceeded our peer group and the 2017 KBW Nasdaq Regional Banking Index (the “KRX”) without sacrificing asset quality or taking excessive risk. Our total assets grew 98.81% during 2017, while our non-performing loans-to-total-assets and net charge-offs-to-average-total-loans were 0.04% and 0.02%, respectively, at December 31, 2017.

In light of our stated strategy to grow through acquisitions, our Compensation Committee believes that, when making decisions concerning NEO compensation, our financial performance should be considered both before and after giving effect to adjustments for merger-related expenses and certain other one-time adjustments. Our return on average assets (“ROAA”) was 0.99% and our return on average tangible common equity (“ROATCE”) was 11.96% for the year ended December 31, 2017, or 1.3% and 15.49%, respectively, on an as-adjusted basis.

These factors, as well as other considerations, such as continued anticipated strategic growth and the competitiveness of our key executive compensation packages, were instrumental considerations in the decisions made by the Compensation Committee to approve targeted 2018 NEO compensation levels, which the Compensation Committee believed were in our best interests and the best interests of our stockholders. Notably, a significant portion of our targeted 2018 NEO compensation was comprised of performance-based equity incentive awards (30% of total targeted compensation for our CEO) that required satisfaction of certain performance metrics during a three-year performance period commencing in 2018 as a condition to vesting, which the Compensation Committee viewed as an important feature in aligning our NEO’s interests with those of our stockholders over the long-term.

2018 Financial Highlights. The Company continued its strong operating performance in 2018, which was attributable in large part to management’s effective implementation of the Company’s strategic plan of organic growth and growth through acquisitions during the fiscal year. The Company was ranked 11th on the Forbes List of America’s Best Banks. The annual list published by Forbes ranks the 100 largest publicly-traded banks and thrifts based on their growth, credit quality and profitability. The ten metrics used in the rankings are based on regulatory filings through September 30, 2018. In addition, S&P Global Market Intelligence recently ranked the Company 3rd among well-capitalized regional banking institutions with between \$10 billion and \$50 billion in total assets based on the performance in 2018 with respect to return on average tangible common equity, net interest margin, efficiency ratio, asset quality, adjusted Texas ratio and loan growth. We believe our financial performance contributed to strong returns for our stockholders. We ended 2018 with a three-year total stockholder return of 20.09%. Our three-year total stockholder return at December 31, 2018, as compared to our 2018 peer group and the KRX returns, is illustrated in the following chart:



¹ Three-year total stockholder return is calculated based on the difference between closing stock prices on December 31, 2018 and December 31, 2015.

[Table of Contents](#)

We monitor and benchmark our performance in certain key financial measures that we believe are regularly monitored by our stockholders and industry analysts, and that we feel are key indicators of our overall operating performance and financial health. These key financial measures and our performance, both before and after adjusting for the effect of merger-related expenses, are set forth in the table below. We believe that these results position us to produce strong financial results in the future.

Fiscal Year	Diluted Earnings Per Share	Diluted Earnings Per Share, as adjusted ^{(1),(2)}	Tangible Book Value Per Share ⁽¹⁾	Return on Average Assets	Return on Average Assets, as Adjusted ^{(1),(2)}	Return on Average Tangible Common Equity ^{(1),(2)}	Return on Average Tangible Common Equity, as Adjusted ^{(1),(2)}	3-Year Total Shareholder Return
2018	\$ 2.26	\$ 2.50	\$ 16.97	1.26%	1.39%	15.20%	16.70%	20.09%
2017	1.56	2.05	15.26	0.99	1.30	11.96	15.49	130.81
2016	1.46	1.58	12.51	1.11	1.20	12.87	13.87	124.59
2015	1.19	1.34	11.17	0.97	1.10	12.13	13.62	107.52
2014	0.96	1.04	10.12	0.91	0.98	10.89	11.73	173.34

⁽¹⁾ Results are non-GAAP financial measures that we use to evaluate our financial performance as compared to our peers. See "GAAP Reconciliations" below in this CD&A.

⁽²⁾ Excludes tax-affected merger-related expenses of \$13.1 million, \$13.2 million, \$3.2 million, \$3.3 million, and \$1.3 million in 2018, 2017, 2016, 2015 and 2014, respectively, and a \$5.6 million deferred tax asset revaluation in 2017.

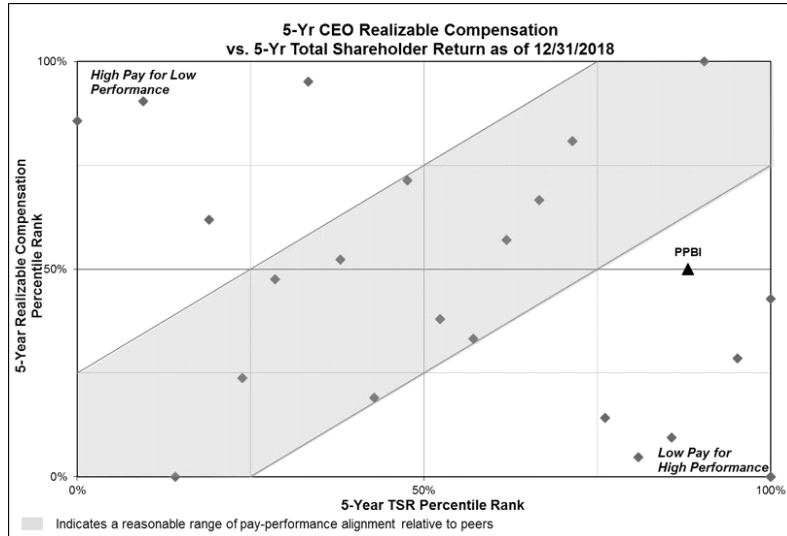
Our 2018 financial highlights below demonstrate how we have continued to grow and evolve into a leading commercial bank headquartered in Southern California:

- Acquired Grandpoint Capital, Inc. ("Grandpoint"), which added approximately \$3.1 billion in total assets on the date of acquisition;
- Produced total shareholder return of 20.09%, which exceeded the three-year total shareholder return of our peer group and the KBW Regional Bank Index (17.40% and 19.06%, respectively);
- Increased total assets \$3.46 billion, or 43.15% from 2017, to approximately \$11.5 billion as of December 31, 2018, increasing the size of the Company and representing a 60.29% compound average growth rate ("CAGR") during the three-year period ending December 31, 2018;
- Increased diluted earnings per share, as adjusted, for 2018 by \$0.45, or 21.83% from 2017, representing a 23.12% CAGR during the three-year period ending December 31, 2018;
- Increased year-end book value per share by 17.38% as compared to 2017, and tangible book value per share grew by 11.23% from 2017, representing a CAGR of 31.51% and 14.96%, respectively, during the three-year period ending December 31, 2018; and
- Strengthened and maintained asset quality, with loan delinquencies of 0.15% of total loans held for investment, and total non-performing assets of 0.04% of total assets as of December 31, 2018.

2018 Performance Outcomes and NEO Compensation. The performance structure for 2018 incorporates both annual and long-term incentives established from financial and operational metrics, with a focus on alignment with stockholders' interests. Compensation of our NEOs is comprised of base salary, annual cash incentives awards and long-term equity incentive awards. We believe that the performance goals set by the Compensation Committee for 2018 were more challenging to achieve than those established in 2017 and were meaningfully higher than our actual performance in 2017. In part, this reflected the anticipated contribution to our 2018 performance from the acquisition of Grandpoint, which was completed early during the third quarter of 2018. However, the 2018 performance goals also required substantial organic growth in diluted earnings per share, net loan growth and core deposit growth in order to achieve the target levels set by the Compensation Committee.

[Table of Contents](#)

As a result of our solid financial and non-financial performance in 2017, including the successful integration of HEOP and Plaza Bancorp (“Plaza”), at the beginning of 2018 we increased the base salaries of each of our NEOs, as detailed below. As a result of our continued solid 2018 financial and nonfinancial results, including the successful integration of Grandpoint into our operations, as well as our achievement of targeted regulatory ratings, diluted earnings per share, and average net loan growth and average core deposit growth, we paid each of our NEOs annual cash incentives ranging between 61% and 122% of their base salaries. The Company’s total stockholder return for the three-year period ending December 31, 2018 was in the 50th percentile of its 2018 peer group, and as the following chart depicts, our CEO’s 2018 total direct realizable compensation was directionally aligned with total stockholder returns. As in past years, when compared to our 2018 peer group, our five-year total stockholder return percentile rank was higher than the CEO’s percentile rank of realizable compensation.



* “Total direct realizable compensation” is the sum of our CEO’s (i) actual base salary paid over the three-year period, (ii) actual short-term incentives (bonuses) paid based on performance over the three-year period, (iii) “in-the-money” value as of December 31, 2018 of any stock options granted over the three-year period, and (iv) the value as of December 31, 2018 of any unvested restricted stock or restricted stock units granted over the three-year period.

** The CEO compensation of the 2018 peer group is based on the fiscal years 2015 through 2017, because 2018 information for most of the 2018 peer group was not available at the time of this analysis. However, all equity awards granted during the period are valued as of December 31, 2018, including the value of performance-contingent shares granted in the

Stockholder Outreach and “Say-on-Pay”; NEO Compensation Plan Design and Governance Features for 2018. We provide our stockholders the ability to annually cast their advisory vote on the compensation of our NEOs. In 2018, we received a 97.14% affirmative vote for “say on pay”, which we believed was a strong endorsement of our NEO compensation practice and governance features. In an effort to maintain this high level of approval at our 2019 annual meeting, during 2018 we continued to review our NEO compensation plan design and governance practices with the view towards making advisable changes to the plan design and governance practices, as well as the composition of our peer group, in anticipation of 2019 NEO compensation decisions.

We provide our stockholders the ability to annually cast their advisory vote on the compensation of our NEOs. Based in part on our stockholder outreach initiatives over the past few years, which has included targeting our top 25 stockholders, we took certain actions to make sure our NEO compensation program more closely aligns our performance to stockholder interests, including implementing “double trigger” accelerated vesting provisions for our equity incentive awards and adopting and implementing an incentive compensation “clawback” policy, as well as extending our common stock ownership requirements to all of our NEOs. These features, and others, are discussed in greater detail below.

Summary of Our Executive Equity Incentive Compensation Practice Evolution. The enhancements to our NEO compensation program over the past few years demonstrate our commitment to ensuring that our NEO compensation program aligns our NEOs’ compensation with our annual and long-term performance and stockholder interests and, at the same time, provides the compensation and incentives needed to attract, reward and motivate key executives. The following table contains a brief summary of the NEO equity incentive compensation plan design features that we believe demonstrate our commitment to ensuring that our executive compensation program aligns our executives’ compensation with the Company’s annual and long-term performance and stockholder interests. We believe that focusing on a mix of equity incentive awards that vest ratably over three years, with awards that vest after three years based on the performance of our relative total stockholder return (“rTSR”) over the long term, provides direct alignment of our executive compensation with the interest of our stockholders.

[Table of Contents](#)

Design Feature	Summary of 2018 Provision
Performance-Based Incentive Equity Compensation as a Percentage of Equity Incentive Award	Performance-based equity incentive compensation represents 50% of total equity incentive compensation
Restricted Stock Awards (“RSAs”)	Awards vest ratably over a three-year period.
Performance Metric for Restricted Stock Unit Awards (“RSUs”)	Vesting is based on a relative total shareholder return (“rTSR”) performance metric as compared to the KBW Regional Bank Index
Measurement Period for RSU Performance Targets	Three-year rTSR measurement period
Acceleration Events for Vesting of Equity Incentive Compensation Awards	“Double trigger” accelerated vesting if terminated without “cause” or for “good reason” within 24 months of a “change of control”

Compensation Governance and Best Practices. The following table summarizes our executive compensation plan governance features and what we believe are “best practices” in terms of designing and administering our executive compensation plan.

Do we	Yes	No
Provide short-term and long-term incentive plans with performance targets aligned to business goals and stockholder interests?	✓	
Maintain a Compensation Committee composed entirely of independent directors?	✓	
Conduct annual advisory vote for stockholders to approve executive compensation?	✓	
Conduct stockholder engagement by our Chairman, President and Chief Executive Officer, as well as our Chief Financial Officer?	✓	
Retain an independent compensation consultant to advise our Compensation Committee?	✓	
Set challenging performance objectives?	✓	
Use pay-for-performance metrics that compare our performance to an external benchmark?	✓	
Maintain an insider trading policy?	✓	
Maintain a “clawback” policy that provides for the recoupment of certain types of NEO and other senior executive incentive compensation in certain circumstances?	✓	
Maintain restrictions on hedging and pledging shares of our stock?	✓	
Maintain a stock ownership policy for executive officers that requires minimum ownership as a multiple of base salary?	✓	
Focus on presenting clear and concise CD&A disclosure to explain the Company’s compensation principles and process?	✓	
Periodically re-evaluate and update the composition of our peer group, particularly in light of our recent significant growth?	✓	
Provide gross-up payments to cover income or excise taxes pertaining to executive or severance benefits?		✗
Reward executives without considering whether reward creates an incentive to take excessive, inappropriate or unnecessary risk?		✗
Allow the repricing or backdating of equity awards?		✗
Have employment-related agreements with multi-year guaranteed salary increases or non-performance bonus arrangements?		✗

Role of the Compensation Committee

The Compensation Committee of our Board of Directors annually reviews policies and practices with respect to our executive compensation program. As part of this review, the Compensation Committee evaluates several elements of our executive compensation program, including the balanced mix between pay elements, annual and long-term incentive programs, the use of multiple performance measures and overall governance features. The Compensation Committee also evaluates the conformity of performance-based compensation criteria and targets with our risk profile and whether the proposed goals or the structure of the awards might have the inadvertent effect of encouraging excessive risk or other undesirable behavior. To that end, in 2018, the Compensation Committee engaged an independent third party to assist with this risk assessment. The Compensation Committee believes that its overarching risk management framework supports effective risk management of our incentive arrangements.

Executive Compensation Program Principles and Key Features.

Our Compensation Committee oversees our compensation program and incentive plans, including our NEO equity incentive plan. The Compensation Committee’s compensation consultant advises the Compensation Committee on competitive benchmarking on pay level practices and governance trends, reviews and assists with peer group selection and analysis, and provides recommendations on plan design and business goals. Our management provides input on individual performance and results against our business goals. The components of compensation for each of our NEOs are designed in a way that we believe will maximize each NEO’s contribution to achieving the Company’s strategic goals and driving superior financial performance while minimizing overall risk to the Company. The various components of compensation allow our Compensation Committee to use both cash and equity to encourage and motivate NEOs to achieve both our annual and long-term business objectives.

Executive Compensation Program Principles. Our Compensation Committee has established three key principles that provide the framework for our executive compensation program: (i) our executives’ interests should be aligned with our stockholders’ interests; (ii) a significant portion of an executive’s compensation should be linked to achieving our annual and long-term business goals; and (iii) our executive compensation program should be designed to attract and retain key executives who are capable and motivated to help us continue to grow and prudently manage our business. These three guiding principles are described in greater detail in the table below:

Executive Compensation Program Principles	How Principles are Reflected in Our Executive Compensation Program
Alignment with Stockholder Interests - <i>NEO compensation is tied to financial performance and achievement of strategic goals</i>	Our NEO incentive-based compensation plan is designed to align executive compensation with value creation for our stockholders. NEO compensation is tied to financial performance and achievement of strategic goals. Key components of compensation paid to our NEOs and other executive officers are paid only if certain financial and non-financial objectives that our Board and Compensation Committee have identified as value-enhancing are achieved.
Alignment with Stockholder Interests - <i>NEO stock ownership requirements</i>	Our executive stock ownership guidelines require our NEOs to accumulate and maintain a meaningful position in Company shares.
Alignment with Stockholder Interests - <i>NEO disincentives for excessive risk-taking</i>	We believe that our executive compensation program is designed to balance risk and financial results in a manner that does not encourage imprudent risk-taking. Key design features include our “clawback” policy and our restrictions against hedging and pledging of our stock.
Linkage to Achieving Short-Term and Long-Term Business Goals (Performance-Based Compensation)	We deliver incentive-based compensation both as annual cash and longer-term, equity-based awards predicated on achieving prospective financial goals. Focused on our key financial metrics and strategic plans, which may take several quarters or years to realize.
Attraction and Retention of Key Executives	Our Compensation Committee reviews executive compensation levels paid by members of our peer group based on available data with the dual goals of paying total compensation at a level commensurate with how well we perform compared to our peer group and rewarding our executives for achieving strategic goals while maintaining discipline and prudence.

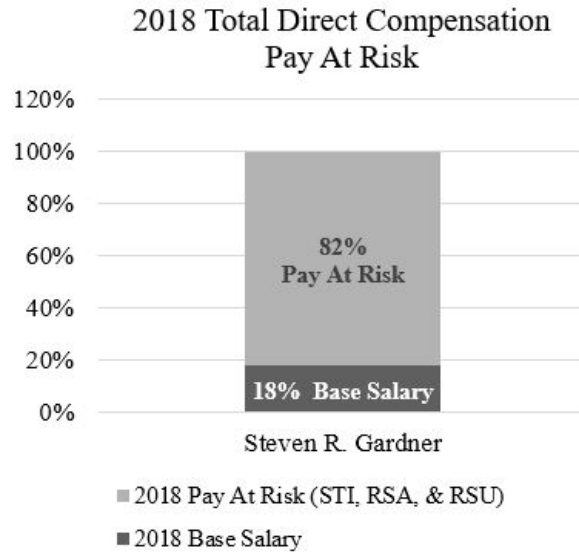
[Table of Contents](#)

2018 Program Features. We annually analyze the various elements of our executive compensation program in an effort to ensure that each element is designed in a way that is consistent with the program principles described above. The purpose and key characteristics of each element of our executive compensation program is summarized below.

Element	Relevant Program Principle	Purpose	Key Characteristics
Base Salary	Attraction and Retention of Key Employees	Provides a fixed level of compensation for performing essential job functions. The level of base salary reflects each NEO's level of responsibility, leadership, tenure, qualifications, and the competitive marketplace for executive talent in our industry.	Fixed compensation reviewed annually and adjusted, if appropriate.
Annual Cash Incentive Awards	Attraction and Retention of Key Employees Linkage to Achieving Short-Term Business Goals	Motivates NEOs to achieve our short-term business objectives while providing flexibility to respond to opportunities and market conditions.	In 2018, performance goals include diluted earnings per share (weighted 40%), average loan growth (weighted 20%), average core deposit growth (weighted 20%), and regulatory exam results of at least "satisfactory" (weighted 20%). 2018 Annual cash incentive awards are capped at 150% of target levels.
Long-Term Incentive Awards	Alignment with Stockholder Interests Linkage to Achieve Long-Term Business Goals Attraction and Retention of Key Executives	Motivates NEOs to achieve our long-term business objectives by tying incentive to long-term metrics.	Long-term incentive awards can be in the form of RSAs or RSUs. For 2018, 50% of each NEO's the long-term incentive award was in the form of RSAs and 50% was in the form of RSUs. For 2018, RSAs were awarded subject to three-year pro-rata annual vesting (i.e., 1/3 vesting on each of the first, second and third anniversary of the date of grant). For 2018, RSUs were awarded with vesting contingent on the attainment of a pre-established three year rTSR performance compared to the Keefe, Bruyette & Woods, Inc. ("KBW") Regional Bank Index, with the payout on the third anniversary of the date of grant ranging between 0% and 200% of a target award, depending on our actual three-year rTSR as compared to the KBW Regional Bank Index.
Other Compensation	Attraction and Retention of Key Executives	Provide benefits that allow NEOs to defer a portion of their compensation on a pre-tax basis to save for retirement and that promote employee health and welfare, which assists in attracting and retaining our NEOs.	Indirect compensation consisting of a qualified retirement plan, health and welfare plans and minimal perquisites.

[Table of Contents](#)

We believe that a significant portion of our NEOs' total compensation should be "at risk," meaning that its payment or vesting is based upon the occurrence of a future event or determined based upon the achievement of certain performance metrics. As reflected in the chart that follows, 82% of our CEO's total 2018 compensation was "at risk", which compares to a weighted average of 71% for our remaining NEOs' total 2018 compensation being "at risk."



Role of the Independent Compensation Consultant

In 2017 and 2018, the Compensation Committee engaged independent consulting firm specializing in compensation program design and evaluation with significant experience in the financial services industry to assist the Compensation Committee in revising our compensation program for NEOs. In selecting WTW in 2017 and 2018, the Compensation Committee reviewed the independence of WTW under applicable NASDAQ listing standards and SEC rules and regulations. Based on its review and information provided by WTW regarding the provision of services, fees, policies and procedures, the presence of any conflicts of interest, ownership of the Company's stock, and other relevant factors, the Compensation Committee concluded that engaging WTW raised no conflicts of interest concerns, and WTW was deemed to be independent for purposes of its services as advisor to the Compensation Committee.

The Compensation Committee sought the assistance of WTW to maintain, and if and where appropriate, enhance the rigor of our compensation evaluation and design process, to ensure adherence to appropriate governance standards, and to ensure that our compensation program is competitive in terms of design, amount of compensation, and alignment of compensation determinations with the Company's performance. The Compensation Committee believes that the assistance of WTW was necessary and appropriate in helping the Compensation Committee respond to what it felt were valid points raised by stockholder representatives during our stockholder outreach process described above, as well as recent trends in executive compensation program design and governance features.

2018 Peer Group

WTW and the Compensation Committee, with assistance from our human resources team, developed a peer group consisting of 22 banking institutions for purposes of evaluating our 2018 NEO compensation (the “2018 Peer Group”). The 2018 Peer Group generally is comprised of publicly-traded institutions focused on commercial banking and having total assets generally between \$7.2 billion and \$24.4 billion. The final composition of the 2018 Peer Group was determined based upon a weighted score card that included as factors the institutions’ total asset size, return on assets, loan and deposit growth and total shareholder return. By way of comparison, the Company was in the 43rd percentile of the 2018 Peer Group on the basis of total assets. Those members of the 2017 peer group not appearing in the 2018 Peer Group were excluded for a variety of factors, including but not limited to having business models primarily focused on business lines other than commercial banking or having total asset size that was not within the standard of deviation the Company desired when compiling the 2018 Peer Group. The following companies comprised the 2018 Peer Group:

Banc of California, Inc.	Bank OZK*	Banner Corporation
Berkshire Hills Bancorp, Inc.*	Boston Private Financial Holdings, Inc.	Brookline Bancorp, Inc.
Cathay General Bancorp	Columbia Banking System, Inc.	Community Bank System, Inc.*
CVB Financial Corp.	Glacier Bancorp, Inc.	Great Western Bancorp, Inc.*
Hilltop Holdings, Inc.*	Hope Bancorp, Inc.*	Independent Bank Group, Inc.
International Bancshares Corporation	LegacyTexas Financial Group, Inc.	MB Financial, Inc.*
PacWest Bancorp*	Prosperity Bancshares, Inc.*	Texas Capital Bancshares, Inc.*
	Western Alliance Bancorporation	

* Represents 2018 Peer Group member added after 2017.

2018 Compensation Decisions

Set forth below is a summary of our executive compensation decisions and outcomes for 2018.

Base Salary. As discussed above, the Compensation Committee considers base salary levels as part of its process of ensuring that the NEO’s overall compensation is competitive, including annual and long-term incentives, the target amount of which is generally based on a percentage or multiple of base salary. The Compensation Committee determined that the increases in base salary from 2017 to 2018 were justified based on the Company’s 2017 financial performance and anticipated growth and talent competition during 2018.

The following table provides information regarding base salaries for our NEOs serving at year end 2017 and 2018:

Name	Title	2017 Base Salary	2018 Base Salary	% Change
Steven R. Gardner	Chairman of the Board, President and Chief Executive Officer of the Company and Chairman of the Board and Chief Executive Officer of the Bank	\$ 700,000	\$ 750,000	7.14%
Edward Wilcox ⁽¹⁾	President and Chief Operating Officer of the Bank	400,000	465,000	16.25
Ronald J. Nicolas, Jr.	Senior Executive Vice President and Chief Financial Officer of the Company and the Bank	340,000	411,800	21.12
Michael S. Karr	Senior Executive Vice President and Chief Credit Officer of the Bank	300,000	315,000	5.00
Thomas Rice ⁽²⁾	Senior Executive Vice President and Chief Innovation Officer of the Bank	325,000	365,000	12.31

⁽¹⁾ Effective as of November 2018, Mr. Wilcox’s title was updated to include Chief Operating Officer of the Bank, although his scope of responsibilities did not change.

⁽²⁾ Effective as of November 2018, Mr. Rice’s title was changed from Chief Operating Officer to Chief Innovation Officer of the Bank, although his scope of responsibilities did not change.

[Table of Contents](#)

Annual Cash Incentive Program. As discussed above, we use annual cash incentive awards to provide each NEO with a strong incentive to execute our business plan for the year. During the first quarter of the fiscal year, the Compensation Committee creates an annual cash incentive award opportunity for each NEO, providing for a range of potential payouts equal to a percentage or multiple of salary that is tied to the achievement of specific, pre-established performance goals for that year. Those performance goals are meant to focus the NEO on the key elements of our strategic and annual financial plan. At the same time, the Compensation Committee seeks to use an array of performance goals that broadly measure Company performance, so as to not encourage undue risk taking or distort management decisions that arise when executives are incentivized to achieve a narrow performance goal.

For a given performance goal, the target level of performance that must be achieved to earn the target annual cash incentive payout typically is set at a level based on the Company's Board-approved annual financial plan for the fiscal year. The Compensation Committee also specifies a "threshold" performance goal - the minimum level of performance required to earn a payout that is less than the target payout - and a maximum performance level that, if exceeded, will cap the above-target payout. Upon receipt of the Company's audited annual financial statements, the Compensation Committee determines the extent to which the just-ended year's performance goals have been achieved and the corresponding payout. Importantly, the Compensation Committee has discretion to reduce the level of payout based on its assessment of an NEO's individual performance and other circumstances relating to the Company's business.

For purposes of the 2018 annual cash incentive program, the Compensation Committee selected "growth" and "compliance" performance measures to measure the performance of our NEOs and to determine the value of each NEO's 2018 cash incentive award. In addition, the Compensation Committee believed that it was important to link our performance with respect to our internally-generated targets together with our overall profitability as compared to the broader industry, and to that end, the Compensation Committee approved a "profitability" modifier that can have the effect of enhancing or negatively affecting the amount of annual cash incentive payments made to our NEOs in a given year. Each of the "growth," "compliance" and "profitability" performance measure are described in greater detail below:

- The "growth" and "compliance" components included diluted earnings per share (weighted 40%), average net loan growth (weighted 20%), average core deposit growth (weighted 20%), and achieving a "satisfactory" rating on safety and soundness regulatory exams (weighted 20%); and
- The "profitability" component is a modifier based on our performance with respect to specific financial metrics as compared to the KRX. We multiply our weighted "growth" and "compliance" performance as compared to our targeted performance in those categories by the "profitability" modifier to determine the percentage of each NEO's targeted annual cash incentive that will be awarded. For 2018, our "profitability" modifier was based on ROAA (weighted 50%) and ROATCE (weighted 50%), in each case as adjusted to take into account merger-related expenses and other one-time adjustments and each as measured against the KRX in terms of percentile rank, calculated as follows:

Percentile Rank within KBW Regional Bank Index	Industry Modifier
90 th Percentile	200%
75 th Percentile	150%
50 th Percentile	100%
25 th Percentile	50%

For purposes of our 2018 "profitability" modifier calculations, we calculated each of adjusted ROAA and adjusted ROATCE consistent with the KRX.

We believe the performance metrics and goals set by the Compensation Committee for 2018 were more difficult to achieve than the 2017 performance metrics and goals and 2017 actual results. In part, this reflected the anticipated contribution to our 2018 performance from the acquisition of Grandpoint, which was completed on July 1, 2018. However, the 2018 performance goals also required substantial organic growth in diluted earnings per share, net loan growth and core deposit growth in order to achieve the goals set by the Compensation Committee.

[Table of Contents](#)

The dollar amounts of the annual cash incentive payments are shown in the Grants of Plan-Based Awards table on page 43 of this Proxy Statement. The table below shows the potential cash incentive amount (as a percentage of base salary) payable to each of our NEOs upon achievement of the relevant performance metric.

Name	Title	Cash Incentive as a % Base		
		Threshold	Target	Max.
Steven R. Gardner	Chairman of the Board, President and Chief Executive Officer of the Company and Chairman of the Board and Chief Executive Officer of the Bank	50%	100%	150%
Edward Wilcox ⁽¹⁾	President and Chief Operating Officer of the Bank	45	90	135
Ronald J. Nicolas, Jr.	Senior Executive Vice President and Chief Financial Officer of the Company and the Bank	38	75	113
Michael S. Karr	Senior Executive Vice President and Chief Risk Officer of the Bank	25	50	75
Thomas Rice ⁽²⁾	Senior Executive Vice President and Chief Innovation Officer of the Bank	25	50	75

⁽¹⁾ Effective as of November 2018, Mr. Wilcox's title was updated to include Chief Operating Officer of the Bank, although his scope of responsibilities did not change.

⁽²⁾ Effective as of November 2018, Mr. Rice's title was changed from Chief Operating Officer to Chief Innovation Officer of the Bank, although his scope of responsibilities did not change.

For 2018, after applying the weighting described above for our "growth" and "compliance" components, we performed at 97.5% of target when compared to our targeted "growth" and "compliance" performance metrics. Our adjusted ROAA and adjusted ROATCE for 2018 ranked in the 70th and 55th percentiles, respectively, of the KRX, and as such our weighted "profitability" modifier was 125%, resulting in each NEO receiving an annual cash incentive payment equal to 122% of their targeted cash incentive amount. The table below shows the cash incentive amounts awarded to our NEOs based upon our 2018 performance:

Name	Title	2018 Cash Incentive Payment	
		Award as a % of Base	Amount of Award
Steven R. Gardner	Chairman of the Board, President and Chief Executive Officer of the Company and Chairman of the Board and Chief Executive Officer of the Bank	122%	\$ 913,594
Edward Wilcox	President and Chief Operating Officer of the Bank	110	509,785
Ronald J. Nicolas, Jr.	Senior Executive Vice President and Chief Financial Officer of the Company and the Bank	92	376,218
Michael S. Karr	Senior Executive Vice President and Chief Risk Officer of the Bank	61	191,855
Thomas Rice	Senior Executive Vice President and Chief Innovation Officer of the Bank	61	222,308

The 2018 annual cash incentive awards were paid on March 4, 2019, following the completion of our audit for the fiscal year ended December 31, 2018. The payouts are reflected as 2018 compensation in the Summary Compensation Table on page 42 of this Proxy Statement in the column labeled "Non-Equity Incentive Plan Compensation."

Long-Term Equity Incentive Awards. The Compensation Committee grants long-term incentive awards to our NEOs and to a broader group of employees under our 2012 Long-Term Incentive Plan in order to align the interests of our management team with the interests of our stockholders and to create substantial incentives for the team to achieve our long-term goals. These awards enable us to provide competitive compensation to help in the recruitment of executives and employees and also, through vesting provisions, help to promote retention and long-term service of executives and key employees.

Two forms of equity incentive awards were used for the annual 2018 equity awards: RSAs and RSUs. The RSAs are time-based awards and are subject to a three-year annual pro-rata vesting schedule (i.e., vest 1/3 on each of the first, second and third anniversaries of the grant date).

[Table of Contents](#)

The vesting of RSUs is contingent on the Company's stock performance over a three-year performance period. At the end of the three-year performance period, the Compensation Committee assesses the Company's performance and determines whether any RSUs vest and become payable. For the 2018-2020 performance period, the RSUs awarded in 2018 are subject to a three-year rTSR performance as compared to the KRX. At the end of the three-year performance period, RSU vesting can range from 0% to 200% based on the Company's three-year rTSR percentile rank compared to the KRX for that same period. If the Company's KRX rating for rTSR is below the 25th percentile (the "threshold level") at the end of the three-year performance period, no RSUs granted in 2018 will vest and they will be forfeited in their entirety. If the Company's KRX rating for rTSR reaches the 25th, 75th or 90th percentiles at the end of the three-year performance period, 100%, 150% or 200%, respectively, of the RSUs granted in 2018 will vest on the third anniversary of the 2018 grant date. Once the Company's rTSR percentile reaches the threshold level, the Compensation Committee will use straight-line interpolation between RSU vesting percentages to determine the vested number of RSUs for the three-year performance period, which in no event may exceed 200% of the targeted RSUs. If the Company's actual TSR is negative at the end of the three-year performance period, the maximum amount of RSUs that may vest is the target.

The following table provides information on the 2018 annual long-term incentive awards. The annual grants of long-term incentives are treated as an award earned by service in the prior year.

Name	Base Salary 2018	Restricted Stock Awards			Restricted Stock Units		
		Restricted Stock (Number of shares)	Award Grant Date Fair Value	Award Fair Value as a % of Base Salary	Restricted Stock Units at Maximum Payout Level	Award Grant Date Fair Value	Award Fair value as a % of Base Salary
Steven R. Gardner	\$ 750,000	26,754	\$ 1,125,006	150.00%	26,754	\$ 1,370,072	182.68%
Edward Wilcox	465,000	10,404	437,488	94.08	10,404	532,789	114.58
Ronald J. Nicolas, Jr.	411,800	6,837	287,496	69.81	6,834	349,969	84.99
Michael S. Karr	315,000	4,756	199,990	63.49	4,756	243,555	77.32
Thomas Rice	365,000	5,945	249,987	68.49	5,945	304,444	83.41

NEO Compensation Plan Governance Features

We believe that our executive compensation program incorporates many best practices, including the ones described below.

We Can Claw Back Incentive Compensation. If we restate our financial statements, or a financial statement or the calculation of a performance goal or metric is materially inaccurate, the Compensation Committee may require recoupment from our executive officers, including our NEOs, of the portion of any annual bonus, equity or equity-based incentive compensation paid, provided or awarded to any executive officer on or after January 1, 2018 that represents the excess over what would have been paid if such event had not occurred, as determined by the Compensation Committee in its sole discretion.

We Require Minimum Levels of Common Stock Ownership by Our Executives. Our common stock ownership requirement for our CEO and our executive officers is calculated as a multiple of base salary, as noted below:

Position	Minimum Ownership of Common Stock (Multiple of Base Salary)
CEO	5.0x
Other NEOs	3.0x

The Company's CEO is already subject to, and compliant with, the ownership requirement. The other NEOs and any new NEO must satisfy the ownership requirement within five years of the later of November 15, 2017, or the date of their appointment to the applicable position. We believe that the Stock Ownership Guidelines result in significant common stock ownership by our executive officers and align the interests of our executive officers with those of our stockholders.

Stock ownership is determined from the totals on Table 1 of Form 4 "Statement of Changes in Beneficial Ownership of Securities", as filed by the Company with the SEC on behalf of the Company's executive officers. Qualifying shares that count toward the ownership requirement include:

- shares owned outright (including shares in existing brokerage accounts, and shares acquired upon stock option exercises or the vesting of restricted stock units or performance share awards);
- restricted stock and restricted stock units issued and held, whether or not vested;
- shares acquired upon stock option exercises;
- shares or share equivalent units deferred; and
- vested stock options, where the attributed value will equal 50% of the in-the-money value of the outstanding option.

There may be instances where the share ownership policy would place a severe hardship. In such instances, the Compensation Committee will make the final decision that reflects both the intention of the policy and the personal circumstances of the individual seeking relief from the policy.

We Adopted Double-Trigger Change of Control Provisions for Our Equity Awards. In 2017, the Compensation Committee modified the terms of future equity awards to implement a double-trigger change in control provision. The terms of any equity awards granted after 2017 provide that the awards will vest only if: (i) we undergo a change in control and (ii) within two years after the change in control, the recipient of the award is terminated from employment without cause or terminates employment for good reason (for example, if his or her job duties have been significantly diminished) ("double-trigger" vesting). The terms of our equity awards granted during or prior to 2017 provided that the awards would vest immediately upon a change in control of our Company ("single-trigger" vesting).

We Have an Anti-Hedging Policy. Our Share Ownership and Insider Trading and Disclosure Policy prohibits all directors and executive officers from purchasing financial instruments designed to hedge or offset any decrease in the market value of the Company's equity securities. We believe that these instruments result in an individual no longer being exposed to the full risks of ownership of our stock and, accordingly, the interests of our directors and executive officers could be different from stockholder objectives.

Table of Contents

Retirement Plans. The Company provides a 401(k) Plan to all employees of the Company, which allows employees to defer a portion of their compensation and contribute such amount to the plan on a pre-tax basis. For 2018, the Company matched 100% of employee contributions up to three percent of the employee's compensation and matched 50% of the employee contributions up to an additional two percent of compensation. The Company may also provide nonqualified, deferred compensation plans to NEOs, as designated by the Compensation Committee.

Other Benefits. Our compensation process focuses our executives on goals and objectives that are in the best interests of the Company and stockholders. Other than certain perquisites to our executive officers such as an automobile allowance or use of a company vehicle, reimbursement of relocation expenses, reimbursement of club dues for clubs that are used frequently for business purposes, and life, disability and long-term care insurance (which was eliminated in 2018), the Company does not provide any other compensation benefits. In addition, in 2018, we discontinued our NEO vacation policy, which resulted in the one-time payout of accrued and unused vacation in the amount of \$100,958 for Mr. Gardner, and \$62,594, \$53,877, \$42,402 and \$31,434 for Messrs. Wilcox, Nicolas, Karr and Rice, respectively.

Tax Deductibility of Compensation Expense. Section 162(m) of the Internal Revenue Code of 1986, as amended (the "Code"), generally places a \$1 million limit on the amount of compensation a company can deduct in any one year for certain executive officers. While the Compensation Committee considers the deductibility of awards as one factor in determining executive compensation, the Compensation Committee also looks at other factors in making its decisions, as noted above, and retains the flexibility to award compensation that it determines to be consistent with the goals of our executive compensation program even if the awards are not deductible by us for tax purposes.

Our 2017 annual cash incentive opportunities and performance-based awards granted to our executive officers were designed in a manner intended to be exempt from the deduction limitation of Section 162(m) because they are paid based on the achievement of pre-determined performance goals established by the Compensation Committee pursuant to our stockholder-approved equity incentive plan.

Following the Tax Cut and Jobs Act of 2017, Section 162(m) of the Code exempts qualifying performance-based compensation with respect to taxable years beginning on or before December 31, 2017 that is payable pursuant to a binding written agreement that was in effect on November 2, 2017. Thus, only performance-based awards outstanding on that date or awarded pursuant to a binding written agreement on that date may be exempt from the Section 162(m) of the Code deductibility cap. Effectively, the Tax Cut and Jobs Act of 2017 eliminated the ability to rely on the 'performance-based' exception under Section 162(m) of the Code with respect to new awards and compensation paid to our covered executive officers in excess of \$1 million will not be deductible unless it qualifies for transition relief applicable to certain arrangements in place as of November 2, 2017. Despite the Compensation Committee's efforts to structure the executive team annual cash incentives and performance-based awards in a manner intended to be exempt from Section 162(m) and, therefore, not subject to its deduction limits, because of ambiguities and uncertainties as to the application and interpretation of Section 162(m) of the Code and the regulations issued thereunder, including the uncertain scope of the transition relief under the legislation repealing Section 162(m)'s exemption from the deduction limit, no assurance can be given that compensation intended to satisfy the requirements for exemption from Section 162(m) in fact will. Further, the Compensation Committee reserves the right to modify compensation that was initially intended to be exempt from Section 162(m) of the Code if it determines that such modifications are consistent with our business needs.

Despite the changes to Section 162(m) of the Code, the Compensation Committee and the Board believe that performance-based compensation rewards executive officers for the achievement of specific annual strategic goals, and promotes sustainable growth as well as creates long-term stockholder value even though some compensation awards may result in non-deductible compensation expenses and will continue to grant performance-based awards. Therefore, the Compensation Committee and the Board may grant awards and approve compensation that may not be deductible for income tax purposes.

CEO Pay Ratio Disclosure

Our compensation and benefits philosophy and the overall structure of our compensation and benefit programs are broadly similar across the organization to encourage and reward all employees who contribute to our success. We strive to ensure the pay of each of our employees reflects the level of their job impact and responsibilities and is competitive within our peer group. Compensation rates are benchmarked and set to be competitive in the markets in which we operate. As a result of rules the SEC adopted under the Dodd-Frank Wall Street Reform and Consumer Protection Act of 2010 (the “Dodd-Frank Act”), we are providing the following disclosure about the ratio of the annual total compensation of our chief executive officer to the median annual total compensation of our employees. The paragraphs that follow describe our methodology and the resulting pay ratio for the year ended December 31, 2018.

Measurement Date. We identified the median employee using our employee population on December 31, 2018.

Consistently Applied Compensation Measure (CACM). Under the relevant rules, we were required to identify the median employee by use of a “consistently applied compensation measure,” or CACM. We chose a CACM that closely approximates the annual total direct cash compensation of our employees, which we gathered from payroll data. Specifically, we identified the median employee by looking at annual base pay, inclusive of overtime pay actually received. We did not consider equity awards as part of our CACM because those awards are not distributed widely among our employees. We did not perform adjustments to the compensation paid to part-time employees to calculate what they would have been paid on a full-time basis. We annualized the base salary paid to those full-time employees who commenced work with us during 2018 and therefore did not work for us the entire calendar year.

Methodology and Pay Ratio. We had 1,012 full-time and 13 part-time employees at the measurement date who all reside within the United States and therefore we did not exclude anyone based on the 5% foreign exemption rule. Using the salary plus overtime compensation data, we reviewed data for employees within +/-5% of the median. We then reviewed the total compensation of each of these employees based on Summary Compensation Table disclosure rules Item 402(c)(2)(x) of Regulation S-K and determined the median employee. The median employee earned \$88,480 in 2018.

Our CEO’s compensation as reported in the Summary Compensation Table was \$4,655,512 for the year ended December 31, 2018. Therefore, our CEO to median employee pay ratio is 53:1.

Our pay ratio is a reasonable estimate calculated based on rules and guidance provided by the Commission based on our payroll and employment records and the methodology described above. The Commission rules allow for varying methodologies for companies to identify their median employee; and other companies may have different employment and compensation practices and may utilize different methodologies, exclusions, estimates and assumptions in calculating their own pay ratios. Consequently, the pay ratios reported by other companies are unlikely to be relevant or meaningful for purposes of comparison to our pay ratio as reported here.

This information is being provided for compliance purposes. Neither the Compensation Committee nor management of the Company used the pay ratio measure in making compensation decisions.

GAAP RECONCILIATIONS

The Company uses certain non-GAAP financial measures to provide meaningful supplemental information regarding the Company's operational performance and to enhance investors' overall understanding of such financial performance. The non-GAAP measures used herein include net income, as adjusted, return on average assets, as adjusted, diluted earnings per share, as adjusted, return on average tangible common equity, return on average tangible common equity, as adjusted and tangible book value per share.

Management believes that the exclusion of such items from these financial measures provides useful information to an understanding of the operating results of our core business. However, these non-GAAP financial measures are supplemental and are not a substitute for an analysis based on GAAP measures. As other companies may use different calculations for these adjusted measures, this presentation may not be comparable to other similarly titled adjusted measures reported by other companies. A reconciliation of the non-GAAP measure to the GAAP measure are set forth below:

	For the Years Ended December 31,				
	2018	2017	2016	2015	2014
	(dollars in thousands, except per share data)				
Net income	\$ 123,340	\$ 60,100	\$ 40,103	\$ 25,515	\$ 16,616
Plus DTA revaluation	—	5,633	—	—	—
Plus merger-related expense	18,454	21,002	4,388	4,799	1,490
Less merger-related expense tax adjustment	(5,359)	(7,766)	(1,182)	(1,546)	(143)
Net income, as adjusted	\$ 136,435	\$ 78,969	\$ 43,309	\$ 28,768	\$ 17,963
Average assets	\$ 9,794,917	\$ 6,094,883	\$ 3,601,411	\$ 2,621,545	\$ 1,827,551
Return on average assets	1.26%	0.99%	1.10%	0.97%	0.91%
Plus merger-related expense, net of tax and DTA revaluation	0.13%	0.31%	0.09%	0.12%	0.07%
Return on average assets, as adjusted	1.39%	1.30%	1.20%	1.10%	0.98%
Weighted average shares outstanding-diluted	54,613,057	38,511,261	27,439,159	21,488,698	17,343,977
Diluted earnings per share, as adjusted	\$ 2.50	\$ 2.05	\$ 1.58	\$ 1.34	\$ 1.04

	For the Years Ended December 31,				
	2018	2017	2016	2015	2014
	(dollars in thousands, except per share data)				
Net income	\$ 123,340	\$ 60,100	\$ 40,103	\$ 25,515	\$ 16,616
Plus CDI amortization	13,594	6,144	2,039	1,350	1,014
Less CDI amortization expense tax adjustment	(3,948)	(2,272)	(549)	(435)	(97)
Net income for average tangible common equity	132,986	63,972	41,593	26,430	17,533
Plus DTA revaluation	\$ —	\$ 5,633	\$ —	\$ —	\$ —
Plus merger-related expense	18,454	21,002	4,388	4,799	1,490
Less merger-related expense tax adjustment	(5,359)	(7,766)	(1,182)	(1,546)	(143)
Adjusted net income for average tangible common equity	\$ 146,081	\$ 82,841	\$ 44,799	\$ 29,683	\$ 18,880
Average stockholders' equity	\$ 1,599,886	\$ 890,856	\$ 431,016	\$ 274,002	\$ 189,659
Less average CDI	73,683	30,270	10,219	7,984	6,156
Less average goodwill	651,550	325,859	97,738	48,058	22,508
Average tangible common equity	\$ 874,653	\$ 534,727	\$ 323,059	\$ 217,960	\$ 160,995
Return on average tangible common equity	15.20%	11.96%	12.87%	12.13%	10.89%
Return on average tangible common equity, as adjusted	16.70%	15.49%	13.87%	13.62%	11.73%

	For the Years Ended December 31,				
	2018	2017	2016	2015	2014
	(dollars in thousands, except per share data)				
Total stockholders' equity	\$ 1,969,697	\$ 1,241,996	\$ 459,740	\$ 298,980	\$ 199,592
Less: Intangible assets	909,282	536,343	111,941	58,002	28,564
Tangible common equity	\$ 1,060,415	\$ 705,653	\$ 347,799	\$ 240,978	\$ 171,028
Basic shares outstanding	62,480,755	46,245,050	27,798,283	21,570,746	16,903,884
Book value per share	\$ 31.52	\$ 26.86	\$ 16.54	\$ 13.86	\$ 11.81
Less: Intangible book value per share	(14.55)	(11.60)	(4.03)	(2.69)	(1.69)
Tangible book value per share	\$ 16.97	\$ 15.26	\$ 12.51	\$ 11.17	\$ 10.12

COMPENSATION COMMITTEE REPORT

The Compensation Committee of the Board of Directors has reviewed and discussed with management the Compensation Discussion and Analysis set forth in this Proxy Statement as required by Item 402(b) of Regulation S-K promulgated by the SEC and, based on this review and discussion, the Compensation Committee has recommended to the Board that the Compensation Discussion and Analysis be included in this Proxy Statement.

Joseph L. Garrett, Committee Chair
Ayad A. Fargo
Jeff C. Jones
Cora M. Tellez

Summary Compensation Table

The NEOs for 2018 consisted of Steven R. Gardner, Chairman, President and Chief Executive Officer of the Company and Chairman and Chief Executive Officer of the Bank, Edward Wilcox, President and Chief Operating Officer of the Bank, Ronald J. Nicolas, Jr., Senior Executive Vice President and Chief Financial Officer of the Company and the Bank, Michael S. Karr, Senior Executive Vice President and Chief Risk Officer of the Bank, and Thomas Rice, Senior Executive Vice President and Chief Innovation Officer of the Bank. The following table shows the compensation of the NEOs for services to the Company or the Bank during the years ended December 31, 2016, 2017 and 2018.

Summary Compensation Table									
Name and Principal Position	Year	Salary	Bonus	Restricted Stock Awards ⁽¹⁾	Option Awards	Non-Equity Incentive Plan Compensation ⁽²⁾	Change in Pension Value (Nonqualified Compensation Contribution) ⁽³⁾	All Other Compensation ⁽⁴⁾	Total
Steven R. Gardner <i>Chairman, President and Chief Executive Officer</i>	2018	\$ 750,800	\$ —	\$ 2,495,078	\$ —	\$ 913,594	\$ 290,138	\$ 205,902	\$ 4,655,512
	2017	700,000	—	2,250,009	—	826,269	273,282	81,422	4,130,982
	2016	600,000	—	1,921,766	—	637,393	257,406	81,506	3,498,071
Edward Wilcox <i>President and Chief Operating Officer of the Bank</i>	2018	464,100	—	970,277	—	509,785	54,064	122,004	2,120,230
	2017	400,000	—	400,019	—	424,939	50,924	34,440	1,310,322
	2016	325,000	—	970,167	—	207,153	47,965	37,761	1,588,046
Ronald J. Nicolas, Jr. <i>Senior Executive Vice President and Chief Financial Officer</i>	2018	409,000	—	637,465	—	376,218	—	106,193	1,528,876
	2017	340,000	—	225,001	—	300,998	—	99,162	965,161
	2016	175,000	—	500,000	—	159,348	—	10,334	844,682
Michael S. Karr <i>Senior Executive Vice President and Chief Risk Officer</i>	2018	315,600	—	443,545	—	191,855	—	99,162	1,050,162
	2017	300,000	—	175,019	—	177,058	—	36,433	688,510
	2016	275,000	—	644,769	—	146,069	—	34,049	1,099,887
Thomas Rice <i>Senior Executive Vice President and Chief Innovation Officer</i>	2018	364,700	—	554,431	—	222,308	—	89,453	1,230,892
	2017	325,000	—	175,019	—	191,813	—	37,618	729,450
	2016	275,000	—	644,769	—	146,069	—	34,282	1,100,120

⁽¹⁾ These amounts represent the aggregate grant date fair value of restricted stock and RSUs granted in 2016, 2017 and 2018, calculated in accordance with Financial Accounting Standards Board Accounting Standards Codification Topic 718 (“FASB ASC Topic 718”). Assumptions used in the calculation of these amounts are discussed in Note 16 to our Consolidated Audited Financial Statements for the fiscal year ended December 31, 2018, included in our Annual Report on Form 10-K for the fiscal year ended December 31, 2018. Fair value is based on 100% of the closing price per share of our common stock on the date of grant for all but the 2018 RSUs, the vesting of which are based on the market performance of shares of our common stock as compared to the KRX and the valuation date fair value of which is based on a Monte Carlo simulation used to account for the market condition. The number of awards granted in 2018 is reflected in the “Grants of Plan-Based Awards in 2018” table, below. The grant date fair value of the RSUs granted in 2017, which may be earned at varying levels based on performance over the period 2017-2019, is shown in this table assuming that the maximum level of RSUs will be earned by performance. The fair value of the RSUs granted in 2018 is shown in this table assuming the target level of RSUs will be earned.

⁽²⁾ Amounts in this column are payouts of our annual cash incentive awards. See “Executive Compensation Discussion & Analysis – Annual Cash Incentive Program.” Awards earned in 2015 were paid in 2016, Awards earned in 2016 were paid in 2017 and Awards earned in 2017 were paid in 2018.

⁽³⁾ Amounts in this column represent Company contributions under our Salary Continuation Plan. See “Nonqualified Deferred Compensation,” below.

⁽⁴⁾ All Other Compensation consisted of amounts shown in the “All Other Compensation” table below.

All Other Compensation									
Name	Year	401(k) Contributions	Auto ⁽¹⁾	Insurance ⁽²⁾	Vacation Payout	Vacation Payout	Other ⁽³⁾	Total	
Steven R. Gardner	2018	\$ 11,000	\$ 29,227	\$ 25,331	\$ 100,958	\$ 17,000	\$ 22,386	\$ 205,902	
Eddie Wilcox	2018	11,000	11,434	17,972	62,594	17,000	2,004	122,004	
Ronald J. Nicolas, Jr.	2018	11,000	4,950	17,236	53,877	17,000	2,130	106,193	
Michael S. Karr	2018	11,000	6,200	20,556	42,402	17,000	2,004	99,162	
Thomas Rice	2018	11,000	6,200	23,819	31,434	17,000	—	89,453	

⁽¹⁾ For Mr. Gardner, the amount represents the cost to the Company to provide the use of a company-leased vehicle. For Mr. Wilcon, the amount represents the cost to the Company to provide a company-leased vehicle as well as an automobile allowance. For Messrs. Nicolas, Karr and Rice, the amounts reflect an automobile allowance.

⁽²⁾ The amount represents life insurance premiums and health care benefits.

⁽³⁾ The amount represents club membership fees.

[Table of Contents](#)

Grants of Plan-Based Awards in 2018

The following table includes information about awards granted to the NEOs in 2018. All of the awards shown were granted under the 2012 Long-Term Incentive Plan.

Name	Grant Date	Estimated Future Payouts Under Non-Equity Incentive Plan Awards			Estimated Future Payouts Under Equity Incentive Plan Awards			All Other Stock Awards: Number of Shares of Stock or Units (#) (i)	Grant Date Fair Value of Stock and Option Awards (\$) (j)
		Threshold (\$)	Target (\$)	Maximum (\$)	Threshold (#)	Target (#)	Maximum (#)		
Steven R. Gardner	2/28/2018	375,000	750,000	1,125,000	13,377	26,754	53,508	26,754	1,370,072 ⁽¹⁾
	2/28/2018								1,125,006
Eddie Wilcox	2/28/2018	209,250	418,500	627,750	5,202	10,404	20,808	10,404	532,789 ⁽¹⁾
	2/28/2018								437,488
Ronald J. Nicolas, Jr.	2/28/2018	156,484	308,850	465,334	3,417	6,834	13,668	6,837	349,969 ⁽¹⁾
	2/28/2018								287,496
Michael S. Karr	2/28/2018	78,750	157,500	236,250	2,378	4,756	9,512	4,756	243,555 ⁽¹⁾
	2/28/2018								199,990
Thomas Rice	2/28/2018	91,250	182,500	273,750	2,973	5,945	11,890	5,945	304,444 ⁽¹⁾
	2/28/2018								249,987

⁽¹⁾ Amounts related to RSUs granted in 2018. The grant date fair value of RSUs, which may be earned at varying levels based on performance of the period 2018-2020, is shown in this table assuming that the targeted level of RSUs will be earned by performance. See also notes to summary compensation table above.

Outstanding Equity Awards

The following table reflects the equity awards that have been previously awarded to each of the NEOs and which remained outstanding as of December 31, 2018.

2018 OUTSTANDING EQUITY AWARDS AT FISCAL YEAR-END										
Name	Grant Date	Option Awards					Stock Awards			
		Number of Securities Underlying Unexercised Options (#) Exercisable	Number of Securities Underlying Unexercised Options (#) Unexercisable	Equity Incentive Plan Awards: Number of securities Underlying Unexercised Options (#)	Option Exercise Price (\$)	Option Expiration Date	Number of Shares or Units of Stock That Have Not Vested (#)	Market Value of Shares or Units of Stock That Have Not Vested (\$) ⁽¹⁾	Incentive Plan Awards: Number of Shares, Units or Other Rights That Have Not Vested (#)	Incentive Plan Awards: Market or Payout Value of Unearned Shares, Units or Other Rights That Have Not Vested (\$) ⁽¹⁾
Steven R. Gardner <i>Chairman, President and Chief Executive Officer</i>	1/2/2013	50,000	—	—	10.44	1/2/2023	—	—	—	—
	1/2/2014	50,000	—	—	15.68	1/2/2024	—	—	—	—
	1/28/2015	43,404	—	—	15.16	1/28/2025	—	—	—	—
	1/25/2016	—	—	—	—	—	28,334	723,084	4,875	124,410
	1/26/2017	—	—	—	—	—	28,090	716,857	9,364	238,969
	2/28/2018	—	—	—	—	—	26,754	682,762	26,754	682,762
Eddie Wilcox <i>President and Chief Banking Officer</i>	6/5/2012	16,500	—	—	7.87	6/5/2022	—	—	—	—
	1/2/2013	25,000	—	—	10.44	1/2/2023	—	—	—	—
	1/2/2014	25,000	—	—	15.68	1/2/2024	—	—	—	—
	1/28/2015	35,000	—	—	15.16	1/28/2025	—	—	—	—
	1/25/2016	—	—	—	—	—	4,234	108,052	1,792	45,732
	6/1/2016	—	—	—	—	—	25,000	638,000	—	—
	1/26/2017	—	—	—	—	—	4,994	127,447	1,665	42,491
2/28/2018	—	—	—	—	—	10,404	265,510	10,404	265,510	
Ronald J. Nicolas, Jr. <i>Senior Executive Vice President and Chief Financial Officer</i>	5/31/2016	—	—	—	—	—	20,000	510,400	—	—
	1/26/2017	—	—	—	—	—	2,810	71,711	936	23,887
	2/28/2018	—	—	—	—	—	6,837	174,480	6,837	174,480
Michael S. Karr <i>Executive Vice President and Chief Credit Officer</i>	1/5/2011	2,000	—	—	6.30	1/5/2021	—	—	—	—
	6/5/2012	25,000	—	—	7.87	6/5/2022	—	—	—	—
	1/2/2013	25,000	—	—	10.44	1/2/2023	—	—	—	—
	1/2/2014	20,000	—	—	15.68	1/2/2024	—	—	—	—
	1/28/2015	25,000	—	—	15.16	1/28/2025	—	—	—	—
	1/25/2016	—	—	—	—	—	1,800	45,936	750	19,140
	6/1/2016	—	—	—	—	—	20,000	510,400	—	—
	1/26/2017	—	—	—	—	—	2,186	55,787	728	18,579
2/28/2018	—	—	—	—	—	4,756	121,373	4,756	121,373	
Thomas Rice <i>Executive Vice President and Chief Operating Officer</i>	1/2/2013	5,000	—	—	10.44	1/2/2023	—	—	—	—
	1/2/2014	20,000	—	—	15.68	1/2/2024	—	—	—	—
	1/28/2015	2,964	—	—	15.16	1/28/2025	—	—	—	—
	1/25/2016	—	—	—	—	—	1,800	45,936	750	19,140
	6/1/2016	—	—	—	—	—	20,000	510,400	—	—
	1/26/2017	—	—	—	—	—	2,186	55,787	728	18,579
	2/28/2018	—	—	—	—	—	5,945	151,716	5,945	151,716

⁽¹⁾ Market value is determined using the December 31, 2018 closing price of the Company's common stock of \$25.52 per share.

Exercised Options and Restricted Stock Vested in 2018

The following table reflects the number of shares of our common stock acquired by our NEOs upon exercise of outstanding stock options and vesting of restricted stock awards during the fiscal year ended December 31, 2018.

Name	2018 OPTION EXERCISES AND STOCK VESTED			
	Option Awards		Stock Awards	
	Number of Shares Acquired on Exercise (#)	Value Realized on Exercise (\$) ⁽¹⁾	Number of Shares Acquired on Vesting (#) ⁽²⁾	Value Realized on Vesting (\$) ⁽³⁾
Steven R. Gardner	138,445	4,904,848	68,601	2,860,334
Eddie Wilcox	28,000	1,088,243	9,354	390,466
Ronald J. Nicolas, Jr.	—	—	1,872	77,782
Michael S. Karr	10,000	396,900	4,006	167,214
Thomas Rice	29,036	767,748	4,006	167,214

⁽¹⁾ The value realized upon exercise is the difference between the closing price of the Company's common stock on the date of exercise and the exercise price of the options, multiplied by the number of shares acquired upon exercise.

⁽²⁾ Amounts do not take into consideration any shares withheld by the Company to satisfy employee income taxes.

⁽³⁾ Represents the value realized upon the vesting of restricted stock awards and restricted stock units, based on the market value of the awards on the vesting date.

Pension Benefits

We do not have any pension benefit plans.

Nonqualified Deferred Compensation

The Bank implemented our Salary Continuation Plan in 2006 (amended in 2013). The Salary Continuation Plan is an unfunded nonqualified supplemental retirement plan for Mr. Gardner and Mr. Wilcox. The Salary Continuation Plan, as amended, provides for the annual benefit of \$200,000 for the CEO and \$100,000 for Mr. Wilcox upon a normal retirement at or after age 62, payable for 15 years. Such benefit would be paid in 12 monthly installments commencing the month after normal retirement. The Salary Continuation Plan also provides for a reduced annual benefit (at December 31, 2018, this annual amount was \$185,742 for Mr. Gardner and \$24,248 for Mr. Wilcox, payable for 15 years), payable upon termination before normal retirement age (including an early retirement or termination due to disability), and provides for accelerated payment of a specified lump sum amount upon the NEO's termination due to death or a change in control, as that term is defined under Code Section 409A. See "Summary of Potential Termination Payments" below.

The amount expensed in 2018 under the Salary Continuation Plan amounted to an aggregate of \$827,467, of which \$290,138 was for Mr. Gardner, and \$50,564 was for Mr. Wilcox (the remainder of the aggregate expense was associated with former executives of financial institutions that have been acquired by the Company). The Salary Continuation Plan was accounted for in accordance with FASB ASC Topic 715 as of December 31, 2018.

Name	Aggregate Balance at Fiscal Year-End Prior to Last Fiscal Year-End (\$)	Registrant Contributions in Last Fiscal Year (\$)	Aggregate Earnings in Last Fiscal Year (\$)	Aggregate Withdrawals/Distributions (\$)	Aggregate Balance at Last Fiscal Year-End (\$)
Steven R. Gardner	1,544,118	290,138	—	—	1,834,256
Edward Wilcox	186,622	54,064	—	—	240,686

[Table of Contents](#)

Employment Agreements, Salary Continuation Plans, Severance and Change-in-Control Payments

We have entered into employment agreements with each of our NEOs. We believe employment agreements serve a number of functions in that they (i) promote retention of our NEOs, (ii) promote complete and consistent documentation and mutual understanding of employment terms, (iii) mitigate uncertainty about future employment and continuity of management in the event of a change in control, (iv) help meet legal requirements under tax laws and other regulations, (v) avoid frequent renegotiation of employment terms, and (vi) protect the Company, the Bank and the Bank's customers through confidentiality and non-solicitation covenants. The employment agreements with Mr. Gardner and Mr. Nicolas are with the Company and the Bank. The remainder of our NEO employment agreements are between the Bank and the NEO. Set forth below is a summary of the material terms of our NEO employment agreements

Material Term	Summary
<i>Term</i>	Mr. Gardner's employment agreement has a term of three (3) years. The employment agreements for each of our other NEOs has a term of one (1) year. On each annual anniversary date of an NEO employment agreement, the term automatically is extended for an additional one-year period by either or both of the Company's and the Bank's Boards of Directors, as the case may be, unless the NEO, on the one hand, or either or both of the Company or the Bank, as the case may be, on the other hand, gives written notice to the other party of its election not to extend the term of NEO's employment agreement, with such notice to be given not less than ninety (90) days prior to any such anniversary date. If such notice is given by either party, then the NEO's employment agreement will terminate at the conclusion of its remaining term.
<i>Base Salary</i>	Each NEO employment agreement establishes a minimum base salary, which may be increased from time to time in such amounts as may be determined by either or both of the Company's and the Bank's Boards of Directors, as the case may be. The minimum base salaries for Messrs. Gardner, Wilcox, Nicolas, Karr and Rice are \$600,000, \$325,000, \$300,000, \$275,000 and \$275,000, respectively.
<i>Discretionary Performance Bonus</i>	Each NEO is eligible for a discretionary performance bonus based on his individual performance and the overall performance of the Company and the Bank, with eligibility and the amount of any such bonus to be at the discretion of the Compensation Committee of the Board of Directors. Maximum discretionary performance bonuses are determined as a percentage of annual base salary. The maximum discretionary performance bonus percentages are 150% for Mr. Gardner, 135% for Mr. Wilcox, 113% for Mr. Nicolas, and 75% for each of Messrs. Karr and Rice.
<i>Other Benefits</i>	Mr. Gardner receives the use of an automobile paid for by the Company and the Bank. Each NEO also is entitled to participate in any pension, retirement or other benefit plan or program given to employees and executives of either or both of the Company and the Bank, as the case may be, to the extent commensurate with the NEO's then duties and responsibilities as fixed by the Boards of Directors of either or both of the Company and the Bank, as the case may be.
<i>Termination</i>	Pursuant to each NEO's employment agreement, either or both of the Company and the Bank have the right, at any time upon prior notice of termination, to terminate the NEO's employment for any reason, including, without limitation, termination for "cause" ⁽¹⁾ or disability, and each NEO has the right, upon prior notice of termination, to terminate his employment with either or both of the Company and the Bank, as the case may be, for any reason.
<i>Termination Following Change in Control; Termination for Good Reason</i>	<p>In the event that an NEO's employment is terminated (i) by either or both of the Company and the Bank, as the case may be, for other than cause, disability or the NEO's death, and such termination occurs within two (2) years following a "change in control"⁽²⁾ (as defined in the relevant employment agreement), or (ii) by the NEO due to a material breach of his employment agreement by either or both of the Company and the Bank, as the case may be, or for "good reason"⁽³⁾, then the NEO will be entitled to receive a lump sum cash severance amount equal to the product of (x) the sum of his base salary plus his incentive bonus for the previous year as in effect immediately prior to the date of termination (y) multiplied by three (3) in the case of Mr. Gardner, two and ninety-nine hundredths (2.99) in the case of Mr. Wilcox, and two (2) in the case of each other NEO, and in each case less taxes and other required withholding.</p> <p>In addition, the NEO also will be entitled to receive for a period ending at the earlier of (i) the third anniversary of the date of termination with respect to Mr. Gardner, or the first anniversary of the date of termination with respect to each other NEO, or (ii) the date of his full-time employment by another employer, at no cost to him, the continued participation in all group insurance, life insurance, health and accident, disability and other employee benefit plans, programs and arrangements in which he was entitled to participate immediately prior to the date of termination, other than any stock option or other stock compensation plans or bonus plans of either or both of the Company and the Bank, as the case may be; provided, however, if an NEO's participation in any such plan, program or arrangement is barred, then either or both of the Company and the Bank, as the case may be, will arrange to provide him with benefits substantially similar to those he was entitled to receive under such plans, programs and arrangements.</p>
<i>Termination Not Following Change in Control</i>	In the event that an NEO's employment is terminated by either or both of the Company and the Bank, as the case may be, for other than cause, disability or the NEO's death, and such termination does not occur in conjunction with a change in control or two (2) years after a change in control, then the NEO will be entitled to receive a lump sum cash severance amount equal to the sum of (x) his base salary as in effect immediately prior to the date of termination multiplied by (y) three (3), in the case of Mr. Gardner, and one (1) in the case of each other NEO, and in each case less taxes and other required withholding. In addition, the NEO will be entitled to receive the benefits described in the second paragraph under "Termination Following a Change in Control; Termination for Good Reason" immediately above.

Termination for Cause or Other Than for Disability or Good Reason In the event that an NEO's employment is terminated by either or both of the Company and the Bank, as the case may be, for cause, or an NEO terminates his employment other than for disability or good reason, the NEO will have no right to compensation or other benefits for any period after the applicable date of termination other than for base salary accrued through the date of termination.

Termination as a Result of Death or Disability In the event that an NEO's employment is terminated as a result of disability or death during the term of his employment agreement, the NEO, or his estate in the event of his death, will receive the lesser of (i) his existing base salary as in effect as of the date of termination or death, multiplied by one year or (ii) his base salary for the duration of the term of employment, less taxes and other required withholding.

Table of Contents

Material Term	Summary
<i>Parachute Payments</i>	If the payments and benefits to an NEO upon termination would constitute a “parachute payment” under Section 280G of the Code, the payments and benefits payable by either or both of the Company and the Bank under an NEO’s employment agreement will be reduced by the amount, if any, which is the minimum necessary to result in no portion of the payments and benefits payable by either or both of the Company and the Bank to the NEO being non-deductible to either or both of the Company and the Bank pursuant to Section 280G of the Code and subject to the excise tax imposed under Section 4999 of the Code.
<i>Confidentiality and Non-Solicitation</i>	Each NEO has agreed that, during the term of his employment and after termination of his employment, he will not disclose to any other person or entity, other than in the regular course of business of the Company and the Bank, any confidential and proprietary information (as defined in the his employment agreement), other than pursuant to applicable law, regulation or subpoena or with the prior written consent of the Company and the Bank. Each NEO has agreed that during the term of his employment and for two (2) years after the date of termination, he will not solicit for hire or encourage another person to solicit for hire a “covered employee”, as determined in accordance with his employment agreement.

⁽¹⁾ “Cause” means personal dishonesty or incompetence, willful misconduct, breach of fiduciary duty involving personal profit, intentional failure to perform stated duties, willful violation of any law, rule or regulation (other than traffic violations or other misdemeanor offenses) or final cease-and-desist order or material breach of any provision of the NEO’s employment agreement.

⁽²⁾ “Change of Control” means the occurrence of any of the following events: (i) the acquisition of control of the Company or the Bank (as defined in the rules and regulations of the applicable banking regulators on the date of the employment agreement); (ii) an event that would be required to be reported in response to Item 5.01(a) of the Current Report on Form 8-K pursuant to Sections 13 or 15(d) of the Exchange Act, or any successor thereto, whether or not any class of securities of the Company is registered under the Exchange Act; (iii) any “person” (as such term is used in Sections 13(d) and 14(d) of the Exchange Act), after the date of the employment agreement, other than a trustee or other fiduciary holding securities under an employee benefit plan of the Company or any affiliate of the Company, is or becomes the “beneficial owner” (as defined in Rule 13d-3 under the Exchange Act), directly or indirectly, of securities of the Company representing 25% or more of the combined voting power of the Company’s then outstanding securities; (iv) the sale or other disposition of all or substantially all of the assets of the Company or the transfer by the Company of greater than 25% of the voting securities of the Company; or (v) during any period of three consecutive years, individuals who at the beginning of such period constitute the Board of Directors of the Company cease for any reason to constitute at least a majority thereof, unless the election, or the nomination for election by stockholders, of each new director was approved by a vote of at least two-thirds of the directors then still in office who were directors at the beginning of the period.

⁽³⁾ “Good Reason” means the NEO resigned within two years following a Change in Control based on (i) a material reduction by us of his functions, duties or responsibilities, (ii) a material reduction by us of his base salary, or (iii) our requirement that he be based at a location more than 50 miles from Irvine, California, without the NEO’s express written consent.

Salary Continuation Plans. Mr. Gardner and Mr. Wilcox participate in our salary continuation plan (the “Salary Continuation Plan”), which provides continued income for a 15-year period after retirement at or after age 62, in the amount of \$200,000 per year for Mr. Gardner and \$100,000 per year for Mr. Wilcox. A reduced benefit is payable for a pre-age 62 termination, including termination due to disability. However, in the event of a pre-age 62 termination within 12 months after a change in control (as defined under Code Section 409A) or upon death, Mr. Gardner would receive a lump-sum payment of \$1,982,130 and Mr. Wilcox would receive a lump-sum payment of \$989,413. No benefits are payable under the plan if the NEO is terminated for cause, as defined in the Salary Continuation Plan. Neither Mr. Gardner’s nor Mr. Wilcox’s employment agreements will have an impact on the benefits they are entitled to receive pursuant to the Salary Continuation Plan.

Accelerated Vesting of Equity Awards. Restricted stock awards and unvested stock options granted prior to 2018 generally will vest in full in the event that the NEO’s employment is terminated by us without cause or the NEO terminates for good reason (subject to achievement of the Adjusted NPA performance goal in the case of restricted stock), or if employment terminates due to the NEO’s death or disability. In the event of a change in control, restricted stock and unvested stock options will vest in full if the NEO has been employed by us for at least six months at the time of the change in control. In the case of retirement at or after age 65, options that have been outstanding for at least two years vest in full. Restricted stock unit awards granted prior to 2018 will vest on an accelerated basis at the maximum level in the event that the NEO’s employment terminates due to death or disability, or if, within two years after a change in control, the NEO’s employment is terminated by us without cause or by the NEO for good reason.

Starting in 2018, restricted stock, restricted stock unit and incentive stock option awards will include a “double-trigger” rather than “single-trigger” accelerated vesting, meaning that the award vests in full if an employee is terminated without “cause” or resigns for “good reason” within 24 months of a change of control. “Cause,” “good reason” and “change of control” are each defined in the 2012 Long Term Incentive Plan.

Summary of Potential Termination Payments

The following table reflects the value of termination payments and benefits that each of Messrs. Gardner, Wilcox, Nicolas, Karr and Rice, who were the NEOs serving at December 31, 2018, would receive under their employment agreements and the enhanced termination payments and benefits that Mr. Gardner and Mr. Wilcox would receive under the Salary Continuation Plan, as applicable, if they had terminated employment on December 31, 2018 under the circumstances shown. The table does not include accrued salary and benefits, or certain amounts that the executive would be entitled to receive under plans or arrangements that do not discriminate in scope, terms or operation, in favor of our executive officers and that are generally available to all salaried employees. In addition, the amounts accrued at December 31, 2018 for the account of Mr. Gardner and Mr. Wilcox under the Salary Continuation Plan, as shown above under the heading “Nonqualified Deferred Compensation” and previously reflected as compensation in the current and past Summary Compensation Tables, represents a nonqualified deferred compensation balance, so the table below only shows the extent of any enhancement of that benefit in those termination cases in which an enhancement is provided.

Circumstances or Termination and/or Change in Control	Severance	Insurance Benefits⁽¹⁾	Salary Continuation Plan⁽²⁾	Equity Accelerated Vesting⁽³⁾	Total
Steven R. Gardner					
Termination for Cause or resignation without Disability or Good Reason (not within two years after a change in control)	\$ —	\$ —	\$ —	\$ —	\$ —
Death	750,000	—	1,982,130	2,675,746	5,407,876
Disability	750,000	—	2,786,130	2,675,746	6,211,876
Retirement	—	—	3,000,000	—	3,000,000
Change of Control (regardless of termination)	—	—	1,982,130	1,439,940	3,422,070
Termination by us without Cause, or by NEO for Good Reason (not within two years after change in control)	2,250,000	115,408 ⁽⁴⁾	2,786,130	1,803,320	6,954,858
Termination by us without Cause or by NEO for Good Reason within two years after a change in control ^{(5),(6)}	4,728,807	115,408 ⁽⁴⁾	1,982,130 ⁽⁵⁾	3,168,844	9,995,189
Edward Wilcox					
Termination for Cause or resignation without Disability or Good Reason (not within two years after a change in control)	\$ —	\$ —	\$ —	\$ —	\$ —
Death	465,000	—	989,413	1,300,984	2,755,397
Disability	465,000	—	363,722	1,300,984	2,129,706
Retirement	—	—	1,500,000	—	1,500,000
Change of Control (regardless of termination)	—	—	989,413	873,499	1,862,912
Termination by us without Cause, or by NEO for Good Reason (not within two years after change in control)	465,000	26,896 ⁽⁴⁾	363,722	961,721	1,817,339
Termination by us without Cause or by NEO for Good Reason within two years after a change in control ^{(5),(6)}	2,660,918	26,896 ⁽⁴⁾	989,413 ⁽⁵⁾	1,492,741	5,169,968
Ronald J. Nicolas Jr.					
Termination for Cause or resignation without Disability or Good Reason (not within two years after a change in control)	\$ —	\$ —	\$ —	\$ —	\$ —
Death	411,800	—	—	828,941	1,240,741
Disability	411,800	—	—	828,941	1,240,741
Retirement	—	—	—	—	—
Change of Control (regardless of termination)	—	—	—	582,111	582,111
Termination by us without Cause, or by NEO for Good Reason (not within two years after change in control)	411,800	25,907 ⁽⁴⁾	—	593,059	1,030,766
Termination by us without Cause or by NEO for Good Reason within two years after a change in control ^{(5),(6)}	1,425,596	25,907 ⁽⁴⁾	—	954,958	2,406,461

[Table of Contents](#)

Michael S. Karr

Termination for Cause or resignation without Disability or Good Reason (not within two years after a change in control)	\$ —	\$ —	\$ —	\$ —	\$ —
Death	315,000	—	—	804,926	1,119,926
Disability	315,000	—	—	804,926	1,119,926
Retirement	—	—	—	—	—
Change of Control (regardless of termination)	—	—	—	612,123	612,123
Termination by us without Cause, or by NEO for Good Reason (not within two years after change in control)	315,000	30,160 ⁽⁴⁾	—	639,786	984,946
Termination by us without Cause or by NEO for Good Reason within two years after a change in control ^{(5),(6)}	984,116	30,160 ⁽⁴⁾	—	892,588	1,906,864

Thomas Rice

Termination for Cause or resignation without Disability or Good Reason (not within two years after a change in control)	\$ —	\$ —	\$ —	\$ —	\$ —
Death	365,000	—	—	843,691	1,208,691
Disability	365,000	—	—	843,691	1,208,691
Retirement	—	—	—	—	—
Change of Control (regardless of termination)	—	—	—	612,123	612,123
Termination by us without Cause, or by NEO for Good Reason (not within two years after change in control)	365,000	35,124 ⁽⁴⁾	—	639,786	1,039,910
Termination by us without Cause or by NEO for Good Reason within two years after a change in control ^{(5),(6)}	1,113,626	35,124 ⁽⁴⁾	—	953,274	2,102,024

⁽¹⁾ Amounts in this column represents the incremental cost to the Company resulting from continuing participation by the individual, at no cost to him, in group insurance, life insurance, health and accident, disability and other employee benefit plans, programs and arrangements in which he was entitled to participate immediately prior to the date of termination (other than any stock option or other stock compensation plans or bonus plans of us), for a period ending at the earlier of (i) the third anniversary of the date of termination in the case of Mr. Gardner and the first anniversary of the date of termination in the case of Messrs. Wilcox, Nicolas, Karr and Rice, and (ii) the date of his full-time employment by another employer, provided that in the event the individual's participation in any such plan, program or arrangement is barred, we must arrange to provide him with benefits substantially similar to those he was entitled to receive under such plans, programs and arrangements prior to the date of termination.

⁽²⁾ The accrual balance under the Salary Continuation Plan, at December 31, 2018, is shown above under the heading "Nonqualified Deferred Compensation." The enhanced benefit amount is the amount by which a lump-sum payout exceeds the accrual balance; such a lump sum would be payable within a specified period following termination. In the case of a termination at December 31, 2017 for which a non-enhanced annual payments would be made over 15 years, the annual amount of such payments would be \$185,742 for Mr. Gardner and \$24,248 for Mr. Wilcox.

⁽³⁾ Amounts in this column reflect the value, based on the closing price of the Company's common stock on December 31, 2018, of the restricted stock or restricted stock units that would become vested upon the occurrence of the termination event stated in the left hand column.

⁽⁴⁾ Represents the estimated incremental cost to the Company resulting in the individual's participation, at no cost to him, in all group insurance, life insurance, health and accident, disability and other employee benefit plans, programs and arrangements in which he was entitled to participate immediately prior to the date of termination (other than any stock option or other stock compensation plans or bonus plans of us), for a period ending at the third anniversary of the date of termination with respect to Mr. Gardner and the first anniversary of the date of termination with respect to Messrs. Wilcox, Nicolas, Karr and Rice (this period would end earlier if the individual commenced full-time employment by another employer). If the individual's continued participation in any of our applicable plans, programs or arrangements is barred, we must arrange to provide him with benefits substantially similar to those he was entitled to receive under such plans, programs and arrangements prior to the date of termination.

⁽⁵⁾ The enhanced amount payable under the Salary Continuation Plan would be payable for any type of termination within 12 months after a change in control, but not for a termination in the second 12 months after a change in control. This amount together with the accrued benefit under the Salary Continuation Plan would be payable in a lump sum within a specified period following termination.

⁽⁶⁾ Payments for events relating to a change in control have been calculated assuming no reduction to cause such payments not to be subject to federal excise taxes under the "golden parachute" provisions under Sections 280G and 4999 of the Code. If aggregate payments would be subject to such "golden parachute" excise taxes, the payments will be reduced or delayed to the extent necessary so that the payments will not be subject to such excise taxes.

Related Transactions and Other Matters

Transactions with Certain Related Persons

Our Board has adopted a written policy governing the approval of related-party transactions (the “RPT Policy”). A “related party transaction” means any transaction, arrangement or relationship (including any indebtedness or guarantee of indebtedness), or any series of similar transactions, arrangements or relationships, in which (i) the Company or any of its subsidiaries is or will be a participant, (ii) the aggregate amount involved will or may be expected to exceed \$120,000 in any fiscal year, and (iii) any “related party” has or will have a direct or indirect material interest. Under the RPT Policy, the term “related party” includes an executive officer, director, nominee for director, any shareholder owning more than 5% of any class of the Company’s voting securities, or an immediate family member of the foregoing.

In summary, the RPT Policy provides that unless a transaction is deemed to be pre-approved, each transaction involving a related party that involves amounts greater than \$120,000 per year must be approved by disinterested members of the Governance Committee, which is comprised solely of independent directors. The list of transactions that are deemed pre-approved under the RPT Policy include, without limitation, indemnification payments, compensation paid to directors and executive officers for their services as directors and executive officers, and routine banking-related services such as a related party using the Bank’s services as a depository of funds.

The Bank provides deposit and other services to HOA’s and HOA management companies nationwide. The Bank’s HOA Banking Unit focuses exclusively on generating business banking relationships and servicing the specialized banking needs of HOA management companies and their respective clients. During 2018, the Bank entered into a new five-year Depository Services Agreement with Associa, covering various management company offices in which Associa has a controlling interest (the “Services Agreement”). The Services Agreement effectively replaced a pre-existing Depository Services Agreement between the same parties. Mr. Carona, who is a director of the Company and the Bank, is the sole shareholder, President and Chief Executive Officer of Associa. The Services Agreement governs the services provided by the Bank to HOA management companies indirectly controlled by Associa and those services provided by the HOA management companies to the Bank. Pursuant to the Services Agreement and the prior Depository Services Agreement, the Bank paid approximately \$3.1 million to Associa and entities controlled by Associa in 2018. These payments are attributable to Mr. Carona as a result of his ownership interest in Associa during 2018. The Company expects that such payments will continue to exceed \$120,000 in 2019.

Although the Bank receives deposits from HOA management companies not affiliated with Associa, the Company’s and the Bank’s relationship with Associa and its management companies is an important component of our successful HOA Banking Unit. Associa is the largest privately held HOA management company in the U.S. and operates a holding company that owns numerous subsidiary management companies. The Associa HOA management companies that maintain deposit relationships with the Bank represent thousands of HOAs and thousands of HOA accounts. The Banks’ relationship with the Associa HOA management companies offers the Bank the ability to take advantage of important efficiencies, cost savings and lower fees created by the role of the Associa management companies in the banking relationships the Bank maintains with the HOAs. Although we have depository relationships with HOA management companies affiliated with Associa, an entity controlled by Mr. Carona, and have a contractual relationship with Associa itself, we believe that we have adequate procedures in place to identify, minimize and manage any potential or actual conflicts of interest that may arise as a result of these relationships and Mr. Carona’s service on our Board.

Indebtedness of Management

Certain of our officers and directors, as well as their immediate family members and affiliates, are customers of, or have had transactions with us in the ordinary course of business. These transactions include deposits, loans and other financial services related transactions. Related party transactions are made in the ordinary course of business, on substantially the same terms, including interest rates and collateral (where applicable), as those prevailing at the time for comparable transactions with persons not related to us, and do not involve more than normal risk of collectability or present other features unfavorable to us. As of the date of this filing, no related party loans were categorized as nonaccrual, past due, restructured or potential problem loans.

**ITEM 2. TO APPROVE, ON A NON-BINDING ADVISORY BASIS, THE
COMPENSATION OF THE COMPANY’S NAMED EXECUTIVE OFFICERS**

The Dodd-Frank Act requires under Section 14A of the Exchange Act that companies provide their stockholders with the opportunity to cast an advisory vote to approve executive officer compensation, commonly referred to as a “Say-on-Pay” vote, at least once every three years. In a vote held at the 2018 Annual Meeting of Stockholders, our stockholders voted in favor of holding Say-on-Pay votes annually.

The Board believes that the Company’s compensation policies and procedures are appropriately aligned with the long-term interest of its stockholders. The Board also believes that both the Company and stockholders benefit from responsive corporate governance policies and constructive and consistent dialogue.

This Say-on-Pay proposal, gives you as a stockholder the opportunity to endorse or not endorse our executive pay program through the following resolution:

“RESOLVED, that the compensation paid to the Company’s Named Executive Officers, as disclosed pursuant to Item 402 of Regulation S-K, including the Compensation Discussion and Analysis, compensation tables and narrative discussion, is hereby Approved.”

As described in detail in the Compensation Discussion and Analysis, we intend for our compensation program to align the interests of our executive officers with those of the stockholders by rewarding performance for implementing the Company’s various strategies, with the ultimate goal of improving long-term stockholder value. We evaluate both performance and compensation to ensure that we maintain our ability to attract and retain employees in key positions, and to ensure that compensation provided to key employees keeps these employees focused on franchise value creation. Our compensation program includes:

- base salary;
- annual cash incentive awards;
- long-term equity incentive awards;
- retirement plans and other benefits; and
- other executive benefits, such as perquisites and severance benefits.

Vote Required

Your vote on this proposal is an advisory vote, which means that the Company and the Board are not required to take any action based on the outcome of the vote. However, the Compensation Committee will consider the vote of our stockholders on this proposal when determining the nature and scope of future executive compensation programs.

The affirmative vote of holders of the majority of the shares for which votes on the proposal are cast at the Annual Meeting is needed to approve this proposal on a non-binding advisory basis. Abstentions and broker non-votes will not be counted as votes cast and, therefore, will not affect this proposal. Further, the failure to vote, either by proxy or in person, will not have an effect on this proposal. Unless instructions to the contrary are specified in a proxy properly voted and returned through available channels, the proxies will be voted **FOR** this proposal.

Recommendation of the Board of Directors

**THE BOARD OF DIRECTORS UNANIMOUSLY RECOMMENDS THAT STOCKHOLDERS
VOTE “FOR” APPROVAL OF THE COMPENSATION OF THE COMPANY’S NAMED
EXECUTIVE OFFICERS.**

ITEM 3. TO RATIFY THE APPOINTMENT OF CROWE LLP AS THE COMPANY'S INDEPENDENT AUDITOR FOR THE FISCAL YEAR ENDING DECEMBER 31, 2019

On February 8, 2018, the Audit Committee of the Board considered the qualifications and experience of Crowe LLP, and, in consultation with the Board, appointed them as independent auditors for the Company for the fiscal year ended December 31, 2018. Although ratification of our independent auditors by stockholders was not required by law, the Audit Committee and Board desired to obtain the stockholders' ratification of such appointment and did obtain such approval at the 2018 Annual Meeting of the Stockholders, held on May 14, 2018.

On February 25, 2019, the Audit Committee of the Board considered the qualifications and experience of Crowe LLP, and, in consultation with the Board, appointed them as independent auditors for the Company for the current fiscal year, which ends December 31, 2019. Although ratification of our independent auditors by stockholders is not required by law, the Audit Committee and Board desire to obtain the stockholders' ratification of such appointment. If ratification of Crowe LLP as our independent auditors is not approved by stockholders, the matter will be referred to the Audit Committee for further review.

We anticipate that a representative of Crowe LLP will be present at the Annual Meeting and available to respond to appropriate questions and to make a statement if he or she so desires.

Vote Required

The affirmative vote of holders of the majority of the shares for which votes are cast on the proposal at the Annual Meeting is needed to approve this proposal. Abstentions and broker non-votes will not be counted as votes cast and, therefore, will not affect this proposal. Further, the failure to vote, either by proxy or in person, will not have an effect on this proposal. Unless instructions to the contrary are specified in a proxy properly voted and returned through available channels, the proxies will be voted **FOR** this proposal.

Recommendation of the Board of Directors

THE BOARD OF DIRECTORS UNANIMOUSLY RECOMMENDS THAT STOCKHOLDERS VOTE "FOR" THE RATIFICATION OF THE APPOINTMENT OF CROWE LLP AS THE COMPANY'S INDEPENDENT AUDITOR.

Fees

Fees for professional services rendered to the Company by Crowe LLP for the years ended December 31, 2018 and 2017 were as follows:

	For the Years Ended December 31,	
	2018	2017
Audit fees	\$ 926,041	\$ 550,000
Audit-related fees	470,675	433,550
Total audit and audit-related fees	1,396,716	983,550
All other fees	21,020	12,430
Total fees	\$ 1,417,736	\$ 995,980

Audit Fees

Audit fees are related to the integrated audit of the Company's annual financial statements for the years ended December 31, 2018 and 2017, and for the reviews of the financial statements included in the Company's quarterly reports on Form 10-Q and 10-K for those years.

Audit-Related Fees

Audit related fees for each of 2018 and 2017 included fees for audits of the Company's 401(k) plan, accounting consultations and audits in connection with the acquisitions of Grandpoint, Plaza and HEOP.

All Other Fees

All other fees for 2018 included fees related to the acquisition of Grandpoint. All other fees for 2017 included fees related to the acquisitions of Plaza and HEOP. The Audit Committee has adopted a policy that requires advance approval of all audit, audit related, tax services and other services performed by the independent auditor. The policy provides for pre-approval by the Audit Committee of specified audit and non-audit services. Unless the specific service has been previously pre-approved with respect to that year, the Audit Committee must approve the permitted service before the independent auditor is engaged to perform it.

Audit Committee Pre-Approval Policies and Procedures

The Audit Committee has adopted a policy that requires advance approval of all audit, audit-related, tax services and other services performed by the independent auditor. The policy provides for pre-approval by the Audit Committee of specified audit and non-audit services. Unless the specific service has been previously pre-approved with respect to that year, the Audit Committee must approve the permitted service before the independent auditor is engaged to perform it.

In 2018, 100% of Audit-Related Fees and All Other Fees were pre-approved by the Audit Committee.

REPORT OF THE AUDIT COMMITTEE

The report of the Audit Committee shall not be deemed incorporated by reference by any general statement incorporating by reference this Proxy Statement into any filing under the Securities Act of 1933, as amended, or the Exchange Act, except to the extent that the Company specifically incorporates this information by reference, and shall not otherwise be deemed filed under such Acts.

The Audit Committee has reviewed and discussed the audited financial statements for fiscal year 2018 with management and with the independent auditors. Specifically, the Audit Committee has discussed with the independent auditors the matters required to be discussed by SAS 61, as amended by SAS 114 (Codification of Statements on Auditing Standards, AU Section 380), which includes, among other things:

- Methods used to account for significant unusual transactions;
- The effect of significant accounting policies in controversial or emerging areas for which there is a lack of authoritative guidance or consensus;
- The process used by management in formulating particularly sensitive accounting estimates and the basis for the auditor's conclusions regarding the reasonableness of those estimates; and
- Disagreements with management over the application of accounting principles, the basis for management's accounting estimates and the disclosures in the financial statements.

The Audit Committee has received the written disclosures and the letter from the Company's independent accountants, Crowe LLP, required by Independence Standards Board Standard No. 1, Independence Discussions with Audit Committee. Additionally, the Audit Committee has discussed with Crowe LLP the issue of its independence from the Company. Based on its review of the audited financial statements and the various discussions noted above, the Audit Committee recommended to the Board of Directors that the audited financial statements be included in the Company's Annual Report on Form 10-K for the fiscal year ended December 31, 2018. The Audit Committee also recommended the appointment of Crowe LLP as the Company's independent accountants for the year ending December 31, 2019.

AUDIT COMMITTEE

Jeff C. Jones, *Chair*
M. Christian Mitchell
Michael Morris
Zareh Sarrafian

ANNUAL REPORT

A copy of our Annual Report on Form 10-K for the year ended December 31, 2018, including financial statements and schedules, has been made available to shareholders and is posted from our website at www.ppbi.com under the “Investors” section, from the website www.proxyvote.com and from the SEC at its website, www.sec.gov.

Additional copies of the Annual Report on Form 10-K for the year ended December 31, 2018 may be obtained without charge by writing to Investor Relations, Pacific Premier Bancorp, Inc., 17901 Von Karman Avenue, Suite 1200, Irvine, California 92614 or by calling (949) 864-8000.

HOUSEHOLDING

The SEC has adopted rules that permit companies and intermediaries, such as brokers, to satisfy delivery requirements for annual reports, proxy statements, and Notices of Internet Availability of Proxy Materials with respect to two or more stockholders sharing the same address by delivering a single annual report, proxy statement, and Notice of Internet Availability of Proxy Materials addressed to those stockholders. This process, which is commonly referred to as “householding,” potentially provides extra convenience for stockholders and cost savings for companies. Brokers with account holders who are stockholders of the Company may be householding the Company’s proxy materials. Once you have received notice from your broker that it will be householding materials to your address, householding will continue until you are notified otherwise or until you revoke your consent. If, at any time, you no longer wish to participate in householding and would prefer to receive a separate annual report, proxy statement, or Notice of Internet Availability of Proxy Materials, or if you are receiving multiple copies thereof and wish to receive only one, please notify your broker or nominee if your shares are held in a brokerage account or other account or our agent, American Stock Transfer & Trust Company, LLC (“AST”) if you hold registered shares. You can notify AST by sending a written request to: American Stock Transfer & Trust Company, LLC, 6201 15th Avenue, Brooklyn, NY 11219, or by calling AST at (800) 937-5449.

STOCKHOLDER PROPOSALS FOR THE 2020 ANNUAL MEETING

Under the rules of the SEC and our Bylaws, stockholder proposals that meet certain conditions may be included in our Proxy Statement and form of proxy for a particular annual meeting if they are presented to us in accordance with the following:

- Stockholder proposals intended to be considered for inclusion in next year's Proxy Statement for the 2020 Annual Meeting of Stockholders must be received by the Company by December 11, 2019, which is one hundred twenty (120) days prior to the anniversary date that we released this Proxy Statement to our stockholders for the Annual Meeting.
- Stockholders that intend to present a proposal at our 2020 Annual Meeting of Stockholders, but not to include the proposal in our Proxy Statement for that meeting, must give notice of the proposal to our Secretary no sooner than January 21, 2020, which is one hundred twenty (120) days prior to May 20, 2020, which is the one-year anniversary of the Annual Meeting, but no later than February 20, 2020, which is ninety (90) days prior to May 20, 2020 (the one-year anniversary of the Annual Meeting). As set forth in our Bylaws, the stockholder's notice to the Secretary must contain certain required information.
- If the date of the 2020 Annual Meeting of Stockholders is held on a date more than thirty (30) calendar days before or sixty (60) days after May 20, 2020 (the one-year anniversary of the Annual Meeting), the stockholder's notice must be delivered to our Secretary no sooner than the 120th day prior to the 2020 Annual Meeting of Stockholders, and no later than (a) the 90th day prior to the date of the 2020 Annual Meeting of Stockholders, or (b) in the event the first public announcement of the date of the 2020 Annual Meeting of Stockholders is less than one hundred (100) days prior to the date of the 2020 Annual Meeting of Stockholders, the 10th day following the day on which public announcement of the date of the 2020 Annual Meeting of Stockholders is first made by the Company.
- In the event the Board increases the number of directors to be elected to the Board and the public announcement of such increase is not made on or before February 10, 2020, which is one hundred (100) days prior to May 20, 2020 (the one-year anniversary of the Annual Meeting), stockholder nominees for the new directorships will be considered timely if provided to Secretary within 10 days of the public announcement.
- Pursuant to Rule 14a-4(c)(1) promulgated under the Exchange Act, the proxies designated by us for the Annual Meeting will have discretionary authority to vote with respect to any proposal received after February 23, 2019, which is forty-five (45) days before the date on which the Company first sent the proxy materials for the Annual Meeting. In addition, our Bylaws, provide that any matter to be presented at the Annual Meeting must be proper business to be transacted at the Annual Meeting or a proper nomination to be decided on at the Annual Meeting and must have been properly brought before such meeting pursuant to our Bylaws.
- Our Secretary must receive notices of stockholder proposals or nominations in writing at the executive offices of the Company at 17901 Von Karman Avenue, Suite 1200, Irvine, California 92614, Attention: Secretary.

No notice that a stockholder intends to present a proposal at the Annual Meeting was received by the Company on or before February 13, 2019, which is ninety (90) days prior to the one-year anniversary of the 2018 Annual Meeting of Stockholders.

OTHER MATTERS

The Board of Directors knows of no business that will be presented for consideration at the Annual Meeting other than as stated in the Notice of Annual Meeting of Stockholders. If, however, other matters are properly brought before the Annual Meeting, it is the intention of the persons named in the accompanying proxy to vote the shares represented thereby on such matters in accordance with their best judgment.

Whether or not you intend to be present at the Annual Meeting, you are urged to vote by via the Internet, telephone or by returning your proxy card. If you are present at the Annual Meeting and wish to vote your shares in person, your original proxy may be revoked by voting at the Annual Meeting. However, if you are a stockholder whose shares are not registered in your own name, you will need appropriate documentation from your record-holder to vote personally at the Annual Meeting.

By Order of the Board of Directors,



Steve Arnold

Senior Executive Vice President, General Counsel and Corporate Secretary
Irvine, California

April 9, 2019

Table of Contents

PACIFIC PREMIER BANCORP, INC.

ATTN: CORPORATE SECRETARY
17901 VON KARMAN AVEUNE
SUITE 1200 IRVINE, CA 92614

VOTE BY INTERNET - www.proxyvote.com

Use the Internet to transmit your voting instructions and for electronic delivery of information. Vote by 11:59 P.M. ET on May 19, 2019. Have your proxy card in hand when you access the web site and follow the instructions to obtain your records and to create an electronic voting instruction form.

ELECTRONIC DELIVERY OF FUTURE PROXY MATERIALS

If you would like to reduce the costs incurred by our company in mailing proxy materials, you can consent to receiving all future proxy statements, proxy cards and annual reports electronically via e-mail or the Internet. To sign up for electronic delivery, please follow the instructions above to vote using the Internet and, when prompted, indicate that you agree to receive or access proxy materials electronically in future years.

VOTE BY PHONE - 1-800-690-6903

Use any touch-tone telephone to transmit your voting instructions. Vote by 11:59 P.M. ET on May 19, 2019. Have your proxy card in hand when you call and then follow the instructions.

VOTE BY MAIL

Mark, sign and date your proxy card and return it in the postage-paid envelope we have provided or return it to Vote Processing, c/o Broadridge, 51 Mercedes Way, Edgewood, NY 11717.

THIS PROXY CARD IS VALID ONLY WHEN SIGNED AND DATED.

The Board of Directors recommends you vote FOR the following:

1. Election of Directors

Nominees	For	Against	Abstain
1a. John J. Carona	<input type="checkbox"/>	<input type="checkbox"/>	<input type="checkbox"/>
1b. Ayad A. Fargo	<input type="checkbox"/>	<input type="checkbox"/>	<input type="checkbox"/>
1c. Steven R. Gardner	<input type="checkbox"/>	<input type="checkbox"/>	<input type="checkbox"/>
1d. Joseph L. Garrett	<input type="checkbox"/>	<input type="checkbox"/>	<input type="checkbox"/>
1e. Jeff C. Jones	<input type="checkbox"/>	<input type="checkbox"/>	<input type="checkbox"/>
1f. M. Christian Mitchell	<input type="checkbox"/>	<input type="checkbox"/>	<input type="checkbox"/>
1g. Michael J. Morris	<input type="checkbox"/>	<input type="checkbox"/>	<input type="checkbox"/>
1h. Zareh H. Sarrafian	<input type="checkbox"/>	<input type="checkbox"/>	<input type="checkbox"/>
1i. Cora M. Tellez	<input type="checkbox"/>	<input type="checkbox"/>	<input type="checkbox"/>

The Board of Directors recommends you vote FOR proposals 2 and 3.	For	Against	Abstain
2. TO APPROVE, ON A NON BINDING ADVISORY BASIS, THE COMPENSATION OF THE COMPANY'S NAMED EXECUTIVE OFFICERS.	<input type="checkbox"/>	<input type="checkbox"/>	<input type="checkbox"/>
3. TO RATIFY THE APPOINTMENT OF CROWE LLP AS THE COMPANY'S INDEPENDENT AUDITOR FOR THE FISCAL YEAR ENDING DECEMBER 31, 2019.	<input type="checkbox"/>	<input type="checkbox"/>	<input type="checkbox"/>

NOTE: Such other business as may properly come before the meeting or any adjournment or postponement thereof.

Please sign exactly as your name(s) appear(s) hereon. When signing as attorney, executor, administrator, or other fiduciary, please give full title as such. Joint owners should each sign personally. All holders must sign. If a corporation or partnership, please sign in full corporate or partnership name, by authorized officer.

--	--

Signature [PLEASE SIGN WITHIN BOX] Date

--	--

Signature (Joint Owners) Date

0000412729_1 R11.01.14

Important Notice Regarding the Availability of Proxy Materials for the Annual Meeting: The ANNUAL REPORT, NOTICE & PROXY STATEMENT are available at www.proxyvote.com

PACIFIC PREMIER BANCORP, INC.
Annual Meeting of Shareholders
May 20, 2019 9:00 AM
This proxy is solicited by the Board of Directors

The shareholder(s) hereby appoint(s) the official proxy committee of the Board of Directors of Pacific Premier Bancorp, Inc. as proxies, each with the power to appoint their substitute, and hereby authorize(s) them to represent and to vote, as designated on the reverse side of this ballot, all of the shares of common stock of Pacific Premier Bancorp, Inc. that the shareholder(s) is/are entitled to vote at the Annual Meeting of shareholder(s) to be held at 09:00 AM, PDT on May 20, 2019, at the 17901 Von Karman Avenue Suite 1200 Irvine, California 92614, and any adjournment or postponement thereof.

This proxy, when properly executed, will be voted in the manner directed herein. If no such direction is made, this proxy will be voted in accordance with the Board of Directors' recommendations.

0000412729_2_R1.0.1.18

Continued and to be signed on reverse side